

表 1：主要石油產品進口單位價格

Table 1 : Import unit values of major oil products

年/月 Year/Month	車用汽油 Motor Spirit		液體狀 石油氣 Liquefied Petroleum Gas	輕質柴油 Light Diesel Oil (低含硫量柴油 / 超低含硫量柴油* / 歐盟 V 期柴油) (Low Sulphur Diesel / Ultra Low Sulphur Diesel* / Euro V Diesel )	石腦油 Naphtha	煤油(火水) (包括煤油類 噴氣式燃料) Kerosene (including Kerosene Type Jet Fuel)	燃油 Fuel Oil	
	含鉛 Leaded	無鉛 Unleaded						
	(港元/升) (\$/Litre)	(港元/升) (\$/Litre)						(港元/公斤) (\$/Kg)
2013	11 Nov	—	6.04	7.72	6.16 ( — / — /6.21)	—	6.06	4.73
	12 Dec	—	6.11	8.56	6.19 ( — / — /6.31)	5.26	6.11	4.72
2014	1 Jan	—	6.18	8.97	6.15 ( — / — /6.19)	5.31	6.09	4.74
	2 Feb	—	6.20	9.07	6.09 (6.06 / — /6.17)	5.16	6.03	4.76
	3 Mar	—	6.28	8.09	6.07 (6.02 / — /6.10)	—	5.97	4.70
	4 Apr	—	6.33	7.59	6.10 (6.05 / — /6.19)	5.11	5.89	4.62
	5 May	—	6.33	7.25	6.11 (6.05 / — /6.14)	5.21	5.91	4.57
	6 Jun	—	6.47	7.25	6.06 (6.01 / — /6.09)	5.32	5.76	4.68
	7 Jul	—	6.34	7.29	6.16 (6.36 / — /6.06)	5.30	5.90	4.68
	8 Aug	—	6.14	7.13	5.82 (5.80 / — /5.83)	5.10	5.79	4.61
	9 Sep	—	5.82	7.05	5.60 (5.54 / — /5.65)	4.92	5.65	4.51
	10 Oct	—	5.40	6.85	5.30 (5.19 / — /5.38)	4.48	5.55	4.34
	11 Nov	—	5.07	5.93	4.77 (4.71 / — /4.83)	3.63	5.08	3.72
	12 Dec #	—	5.21	5.81	4.18 (4.23 / — /4.13)	3.44	4.54	3.04
2015	1 Jan #	—	5.59	5.64	4.43 (4.15 / — /4.70)	2.62	3.65	2.47
	2 Feb	—	3.89	4.84	3.79 (3.54 / — /4.05)	2.56	3.77	2.53
	3 Mar	—	3.84	4.74	3.59 (3.55 / — /3.63)	—	3.58	2.61
	4 Apr	—	4.07	5.13	3.55 (3.50 / — /3.64)	3.04	3.47	2.49
	5 May	—	4.28	4.99	3.83 (3.79 / — /3.86)	3.03	3.67	2.71

年/月 Year/Month	車用汽油 Motor Spirit		液體狀 石油氣 Liquefied Petroleum Gas	輕質柴油 Light Diesel Oil (低含硫量柴油 / 超低含硫量柴油* / 歐盟 V 期柴油) (Low Sulphur Diesel / Ultra Low Sulphur Diesel* / Euro V Diesel )	石腦油 Naphtha	煤油(火水) (包括煤油類 噴氣式燃料) Kerosene (including Kerosene Type Jet Fuel)	燃油 Fuel Oil	
	含鉛 Leaded	無鉛 Unleaded						
	(港元/升) (\$/Litre)	(港元/升) (\$/Litre)						(港元/公斤) (\$/Kg)
2015	6 Jun	—	4.57	4.45	3.81 (3.74 / — /3.87)	3.15	3.71	2.83
	7 Jul	—	4.44	4.34	3.48 (3.41 / — /3.54)	2.82	3.55	2.61
	8 Aug	—	4.03	4.19	3.11 (2.98 / — /3.20)	2.64	3.07	2.48
	9 Sep	—	3.72	4.01	2.96 (2.86 / — /3.04)	—	2.88	1.86
	10 Oct	—	3.63	3.79	2.94 (2.89 / — /3.03)	2.44	2.87	1.82

註:

- (1) 由於種種原因，例如入口商/出口商遲了呈遞報關表及報關表上有疑問的資料澄清需時，故此有一小部分在某一裝運月份內報關的資料未必可計算在有關統計月份的貿易統計內，而要計算在其他稍後統計月份的貿易統計內。

# 一如以往的其他月份，2014 年 12 月及 2015 年 1 月統計月份的數字包含了部分較早裝運月份的報關資料。但由於國際油價自 2014 年中起的波動較大，致使 2014 年 12 月及 2015 年 1 月統計月份的數字受較早月份稍高的價格影響較大。

- (2) 某類油產品在某月份的單位價格是指各油公司在該月份報關的該類產品的進口平均單位價格，與個別油公司所支付的單位價格未必盡同。
- (3) \* 在 2008 年 12 月或以前，歐盟 V 期柴油之進口單位價格包括在超低含硫量柴油內。自 2009 年 1 月起，超低含硫量柴油及歐盟 V 期柴油已俱備獨立香港貨物協調制度編號。其後，這兩類貨物的進口單位價格便可獨立計算。
- (4) 歐盟 V 期柴油在 2015 年第 3 季的進口平均單位價格為每升 3.27 港元。
- (5) 有關低含硫量柴油、超低含硫量柴油及歐盟 V 期柴油的香港貨物分類編號，請參閱附表。
- (6) 如欲查詢，請聯絡政府統計處貿易分類組(電話：2582 5021；傳真：2824 2782；電郵：[trade-declaration@censtatd.gov.hk](mailto:trade-declaration@censtatd.gov.hk))。

— 沒有進口。

Notes:

- (1) For reasons such as the late lodgement of declarations by importers/exporters and lengthy process in clarifying some dubious data on declarations, a small proportion of declarations pertaining to a shipment month may not be included in time in the trade statistics of the relevant statistical month but will be included in the trade statistics of subsequent statistical months.

# Figures for the statistical months of Dec 2014 and Jan 2015 include also declarations of earlier months, same as in other months. Given the volatility of international oil prices since mid-2014, the higher oil prices in earlier months had larger impact on figures for the statistical months of Dec 2014 and Jan 2015.

- (2) The import unit value of an oil product for a particular month is the average unit value of the imported consignments of that product declared by oil companies for that month. It may be different from the import unit value of that product experienced by any particular individual oil company.
- (3) \* Import unit value of Euro V Diesel was included in that of Ultra Low Sulphur Diesel in or before December 2008. With effect from January 2009, separate Hong Kong Harmonized System codes have been provided to Ultra Low Sulphur Diesel and Euro V Diesel. Thereafter, import unit values for these two commodities have been calculated separately.
- (4) The average import unit value of Euro V Diesel in the third quarter of 2015 is \$3.27 per litre.
- (5) Please refer to Appendix for the Hong Kong Harmonized System codes of Low Sulphur Diesel, Ultra Low Sulphur Diesel, and Euro V Diesel.
- (6) For enquiries, please contact the Trade Classification Section of the Census and Statistics Department (Telephone : 2582 5021; Facsimile : 2824 2782; E-mail : [trade-declaration@censtatd.gov.hk](mailto:trade-declaration@censtatd.gov.hk)).

– No import consignment.

附表 Appendix

貨物名稱 Commodity Description	香港貨物分類編號 Hong Kong Harmonized System code
低含硫量柴油 Low Sulphur Diesel	27101946 27102046
超低含硫量柴油 Ultra Low Sulphur Diesel	27101945 27102045
歐盟 V 期柴油 Euro V Diesel	27101941 27102042 27102043 27102044

表 2：汽油、火水、石油氣、柴油（供汽車使用）及煤氣平均零售價格<sup>(1)</sup>

Table 2 : Average retail prices<sup>(1)</sup> of petrol, kerosene, L.P. gas,  
diesel oil for road vehicles and towngas

年/月 Year/Month	無鉛汽油 <sup>(2)(4)</sup> Unleaded petrol <sup>(2)(4)</sup>		火水 Kerosene	石油氣 L.P. gas	車用環保柴油 <sup>(4)(5)</sup> Environmental diesel oil (road use) <sup>(4)(5)</sup>	煤氣 <sup>(3)</sup> Towngas <sup>(3)</sup>
	(港元/升) (\$/Litre)	(港元/升) (\$/Litre)	(港元/升) (\$/Litre)	(港元/公斤) (\$/Kg)	(港元/升) (\$/Litre)	(港元/兆焦耳) (\$/MJ)
2013 11 Nov	16.56	15.43*	11.10	23.74	12.56	0.2889
12 Dec	16.76	15.66*	11.26	24.01	12.72	0.2878
2014 1 Jan	16.92	15.79*	11.48	24.92	12.65	0.2938
2 Feb	16.92	15.78*	11.49	25.24	12.67	0.2887
3 Mar	16.99	15.84*	11.49	24.98	12.75	0.2896
4 Apr	17.02	15.89*	11.52	24.13	12.80	0.2939
5 May	17.12	15.99*	11.55	23.89	12.83	0.2983
6 Jun	17.27	16.12*	11.55	24.22	12.86	0.2874
7 Jul	17.30	16.18*	11.55	24.58	12.92	0.2926
8 Aug	16.87	15.74*	11.55	24.63	12.85	0.2900
9 Sep	16.74	15.61*	11.59	24.68	12.70	0.2890
10 Oct	16.52	15.39*	11.57	23.77	12.40	0.2891
11 Nov	16.10	15.00*	11.56	23.47	12.02	0.2856
12 Dec	15.20	14.06*	11.52	23.47	11.30	0.2770
2015 1 Jan	14.35	13.25*	11.39	22.95	10.70	0.2695
2 Feb	14.59	13.49*	11.34	22.78	10.83	0.2659
3 Mar	14.89	13.79*	11.36	22.61	11.00	0.2586
4 Apr	14.95	13.87*	11.41	22.61	11.00	0.2610
5 May	15.32	14.25*	11.34	24.28	11.39	0.2618
6 Jun	15.44	14.36*	11.05	24.28	11.36	0.2722
7 Jul	15.20	14.09*	11.05	23.88	11.02	0.2683
8 Aug	14.86	13.76*	11.09	23.60	10.59	0.2656

年/月 Year/Month	無鉛汽油 <sup>(2)(4)</sup> Unleaded petrol <sup>(2)(4)</sup>		火水 Kerosene	石油氣 L.P. gas	車用環保柴油 <sup>(4)(5)</sup> Environmental diesel oil (road use) <sup>(4)(5)</sup>	煤氣 <sup>(3)</sup> Towngas <sup>(3)</sup>
	(港元/升) (\$/Litre)		(港元/升) (\$/Litre)	(港元/公斤) (\$/Kg)	(港元/升) (\$/Litre)	(港元/兆焦耳) (\$/MJ)
	9 Sep	14.73	13.61*	11.04	23.53	10.64
10 Oct	14.62	13.48*	11.09	23.58	10.74	0.2604

註：

- (1) 以上列載的平均零售價格是根據政府統計處進行的按月零售物價統計調查，向零售商搜集得來的。
- (2) 有“\*”的無鉛汽油零售價格已將部分價格優惠計算在內。自 2008 年 1 月起，所有油公司的主要優惠均已計算在內。因此，嚴格來說，此後的零售價格不能與以前的直接比較。
- (3) 煤氣的平均價格是按各種用量的每月平均收費經調整燃料調整費後計算。
- (4) 無鉛汽油和車用環保柴油的平均零售價格是根據該月份內相關的每日價格計算。
- (5) 由 2007 年 12 月 1 日起，按月零售物價統計調查中所採價的車用環保柴油已轉為“歐盟 V 期柴油”以代替“超低含硫量柴油”。
- (6) 如欲查詢，請聯絡政府統計處消費物價指數組（電話：3903 7372；傳真：2577 6253；電郵：cpi@censtatd.gov.hk）。

Notes :

- (1) The average retail prices shown above are collected from retail outlets in the Monthly Retail Price Survey conducted by the Census and Statistics Department.
- (2) Certain price concessions were incorporated in the retail prices of unleaded petrol marked with "\*". With effect from January 2008, major price concessions from all oil companies had been incorporated in the compilation. Thus, strictly speaking, the retail prices thereafter cannot be compared directly with those before.
- (3) The average price for towngas refers to the monthly average charge for different consumption levels, after adjustment is made for fuel cost variation.
- (4) The average retail prices of unleaded petrol and environmental diesel oil are compiled based on the respective daily prices throughout the whole month.
- (5) With effect from 1 December 2007, the environmental diesel oil in the Monthly Retail Price Survey had been changed from “ultra low sulphur diesel” to “Euro V diesel”.
- (6) For enquiries, please contact the Consumer Price Index Section of the Census and Statistics Department (Telephone : 3903 7372; Facsimile : 2577 6253; E-mail : cpi@censtatd.gov.hk).

表 3：油公司公布的主要燃料價格調整表

Table 3 : Chronology of price adjustments for major fuels  
announced by oil companies

年/月/日 Year/Month/Date			無鉛汽油 <sup>(1)</sup> Unleaded petrol <sup>(1)</sup>		車用環保柴油 <sup>(1)(2)</sup> Environmental diesel oil (road use) <sup>(1)(2)</sup>	
			公司數目 No. of companies	(港元/升) (\$/Litre)	公司數目 No. of companies	(港元/升) (\$/Litre)
2013	11 Nov	14	-	-	3	12.59 to 12.49
		15	-	-	1	12.59 to 12.49
		16	-	-	1	12.59 to 12.49
		27	1	16.54 to 16.74	1	12.49 to 12.72
		28	4	16.54 to 16.74	4	12.49 to 12.72
	12 Dec	28	1	16.74 to 16.99	-	-
		29	1	16.74 to 16.99	-	-
		30	2	16.74 to 16.99	-	-
		31	1	16.74 to 16.99	-	-
	2014	1 Jan	8	-	-	1
9			-	-	2	12.72 to 12.62
10			-	-	2	12.72 to 12.62
		17	3	16.99 to 16.84	-	-
		18	1	16.99 to 16.84	-	-
		19	1	16.99 to 16.84	-	-
2 Feb		14	1	16.84 to 16.99	1	12.62 to 12.72
		15	4	16.84 to 16.99	4	12.62 to 12.72
3 Mar		5	1	16.99 to 17.09	1	12.72 to 12.82
		6	1	16.99 to 17.09	1	12.72 to 12.82
		7	3	16.99 to 17.09	3	12.72 to 12.82
		14	3	17.09 to 16.94	-	-
		15	1	17.09 to 16.94	1	12.82 to 12.72
		16	1	17.09 to 16.94	1	12.82 to 12.72
		18	-	-	3	12.82 to 12.72
4 Apr		1	-	-	1	12.72 to 12.87
		5	-	-	1	12.87 to 12.72
		15	1	16.94 to 17.06	1	12.72 to 12.82
		16	3	16.94 to 17.06	3	12.72 to 12.82
		17	1	16.94 to 17.06	1	12.72 to 12.82
	24	1	17.06 to 17.16	1	12.82 to 12.97	
	25	3	17.06 to 17.16	3	12.82 to 12.97	
	26	1	17.06 to 17.16	1	12.82 to 12.97	
	30	2	17.16 to 17.06	2	12.97 to 12.87	
5 May	1	3	17.16 to 17.06	3	12.97 to 12.87	

年/月/日 Year/Month/Date	無鉛汽油 <sup>(1)</sup> Unleaded petrol <sup>(1)</sup>		車用環保柴油 <sup>(1)(2)</sup> Environmental diesel oil (road use) <sup>(1)(2)</sup>	
	公司數目 No. of companies	(港元/升) (\$/Litre)	公司數目 No. of companies	(港元/升) (\$/Litre)
	7	1	17.06 to 16.96	-
9	3	17.06 to 16.96	3	12.87 to 12.77
10	1	17.06 to 16.96	2	12.87 to 12.77
15	1	16.96 to 17.16	-	-
16	2	16.96 to 17.16	-	-
17	2	16.96 to 17.16	-	-
20	-	-	1	12.77 to 12.87
21	-	-	1	12.77 to 12.87
22	1	17.16 to 17.28	3	12.77 to 12.87
23	2	17.16 to 17.28	-	-
24	2	17.16 to 17.28	-	-
6 Jun 5	3	17.28 to 17.18	2	12.87 to 12.75
6	2	17.28 to 17.18	1	12.87 to 12.77
17	1	17.18 to 17.30	2	12.87 to 12.75
	1	17.18 to 17.38	1	12.75 to 12.90
18	2	17.18 to 17.30	1	12.75 to 13.00
			1	12.75 to 12.90
19	1	17.18 to 17.30	1	12.77 to 12.90
25	2	17.30 to 17.38	1	12.75 to 12.90
26	2	17.30 to 17.38	2	12.90 to 13.00
7 Jul 9	-	-	2	12.90 to 13.00
10	-	-	1	13.00 to 12.89
11	-	-	3	13.00 to 12.89
16	2	17.38 to 17.28	1	13.00 to 12.89
17	3	17.38 to 17.28	-	-
24	1	17.28 to 17.16	-	-
25	4	17.28 to 17.16	-	-
8 Aug 1	4	17.16 to 17.04	-	-
2	1	17.16 to 17.04	-	-
7	2	17.04 to 16.89	-	-
8	3	17.04 to 16.89	-	-
19	-	-	-	-
21	1	16.89 to 16.74	1	12.89 to 12.77
22	2	16.89 to 16.74	2	12.89 to 12.77
23	2	16.89 to 16.74	-	-
9 Sep 16	-	-	1	12.89 to 12.77
17	-	-	3	12.77 to 12.62
18	-	-	1	12.77 to 12.62

年/月/日 Year/Month/Date		無鉛汽油 <sup>(1)</sup> Unleaded petrol <sup>(1)</sup>		車用環保柴油 <sup>(1)(2)</sup> Environmental diesel oil (road use) <sup>(1)(2)</sup>		
		公司數目 No. of companies	(港元/升) (\$/Litre)	公司數目 No. of companies	(港元/升) (\$/Litre)	
10 Oct	9	1	16.74 to 16.64	1	12.62 to 12.47	
	10	4	16.74 to 16.64	4	12.62 to 12.47	
	16	3	16.64 to 16.44	3	12.47 to 12.37	
	17	1	16.64 to 16.44	1	12.47 to 12.37	
		1	16.64 to 16.34	1	12.47 to 12.22	
	18	3	16.44 to 16.34	3	12.37 to 12.22	
	21	1	16.44 to 16.34	1	12.37 to 12.22	
	11 Nov	6	3	16.34 to 16.19	-	-
		7	2	16.34 to 16.19	-	-
		11	-	-	3	12.22 to 12.07
		12	-	-	1	12.22 to 12.07
		13	-	-	1	12.22 to 12.07
		14	4	16.19 to 15.99	1	12.07 to 11.97
		15	1	16.19 to 15.99	1	12.07 to 11.97
		17	-	-	1	12.07 to 11.87
					1	12.07 to 11.97
		18	-	-	3	11.97 to 11.87
19		-	-	1	12.07 to 11.87	
12 Dec	28	2	15.99 to 15.84	2	11.87 to 11.72	
	29	2	15.99 to 15.84	2	11.87 to 11.72	
	1	1	15.99 to 15.84	1	11.87 to 11.72	
	3	3	15.84 to 15.64	3	11.72 to 11.52	
	4	2	15.84 to 15.64	2	11.72 to 11.52	
	11	2	15.64 to 15.39	3	11.52 to 11.37	
		1	15.64 to 15.34			
		1	15.64 to 15.44			
	12	1	15.64 to 15.34	1	11.52 to 11.35	
		1	15.44 to 15.34			
	13	1	15.34 to 15.09	1	11.52 to 11.27	
				2	11.37 to 11.27	
	15	1	15.39 to 15.15	1	11.37 to 11.27	
	16	1	15.39 to 15.09	1	11.35 to 11.27	
	2	15.34 to 15.09				
	1	15.15 to 15.09				
19	3	15.09 to 14.79	4	11.27 to 11.07		
20	2	15.09 to 14.79	1	11.27 to 11.07		
2015 1 Jan	1	1	14.79 to 14.64	1	11.07 to 10.97	
	2	4	14.79 to 14.64	4	11.07 to 10.97	
	6	-	-	1	10.97 to 10.87	
	8	2	14.64 to 14.44	2	10.97 to 10.82	



年/月/日 Year/Month/Date	無鉛汽油 <sup>(1)</sup> Unleaded petrol <sup>(1)</sup>		車用環保柴油 <sup>(1)(2)</sup> Environmental diesel oil (road use) <sup>(1)(2)</sup>	
	公司數目	(港元/升)	公司數目	(港元/升)
	No. of companies	(\$/Litre)	No. of companies	(\$/Litre)
9	3	14.64 to 14.44	2	10.97 to 10.82
14	5	14.44 to 14.24	1	10.87 to 10.82
22	-	-	5	10.82 to 10.62
23	-	-	1	10.62 to 10.47
24	2	14.24 to 14.14	3	10.62 to 10.47
25	1	14.24 to 14.14	1	10.62 to 10.47
26	2	14.24 to 14.14	-	-
2 Feb 5	2	14.14 to 14.44	-	-
	1	14.14 to 14.34	2	10.47 to 10.72
6	2	14.14 to 14.44	1	10.47 to 10.67
7	1	14.34 to 14.44	2	10.47 to 10.72
12	2	14.44 to 14.69	1	10.67 to 10.72
13	3	14.44 to 14.69	2	10.72 to 10.92
19	1	14.69 to 14.89	3	10.72 to 10.92
22	1	14.69 to 14.89	1	10.92 to 11.07
23	2	14.69 to 14.89	1	10.92 to 11.07
24	1	14.69 to 14.89	2	10.92 to 11.07
3 Mar 17	-	-	1	10.92 to 11.07
18	-	-	2	11.07 to 10.92
4 Apr 16	-	-	3	11.07 to 10.92
18	-	-	1	10.92 to 11.12
20	3	14.89 to 15.04	1	10.92 to 11.12
21	1	14.89 to 15.04	2	10.92 to 11.12
22	1	14.89 to 15.04	1	10.92 to 11.12
29	2	15.04 to 15.24	-	-
30	3	15.04 to 15.24	1	11.12 to 11.22
5 May 1	-	-	1	11.12 to 11.22
5	-	-	2	11.12 to 11.22
8	1	15.24 to 15.39	2	11.22 to 11.47
	1	15.24 to 15.34		
9	3	15.24 to 15.34	3	11.22 to 11.47
11	1	15.39 to 15.34	-	-
28	-	-	1	11.47 to 11.32
29	-	-	1	11.47 to 11.32
30	-	-	1	11.47 to 11.32
31	-	-	1	11.47 to 11.32
6 Jun 1	-	-	1	11.47 to 11.32
11	2	15.34 to 15.54	2	11.32 to 11.42

年/月/日 Year/Month/Date	無鉛汽油 <sup>(1)</sup> Unleaded petrol <sup>(1)</sup>		車用環保柴油 <sup>(1)(2)</sup> Environmental diesel oil (road use) <sup>(1)(2)</sup>		
	公司數目 No. of companies	(港元/升) (\$/Litre)	公司數目 No. of companies	(港元/升) (\$/Litre)	
	12	2	15.34 to 15.54	3	11.32 to 11.42
		1	15.34 to 15.59		
	17	1	15.59 to 15.54	-	-
	25	4	15.54 to 15.39	4	11.42 to 11.27
	26	1	15.54 to 15.39	1	11.42 to 11.27
7 Jul	7	4	15.39 to 15.19	4	11.27 to 11.12
		1	15.39 to 15.24	1	11.27 to 11.17
	8	1	15.24 to 15.19	1	11.17 to 11.12
	17	-	-	3	11.12 to 10.90
	18	-	-	2	11.12 to 10.90
	24	3	15.19 to 15.09	3	10.90 to 10.80
	25	2	15.19 to 15.09	2	10.90 to 10.80
	31	4	15.09 to 14.99	4	10.80 to 10.70
8 Aug	3	1	15.09 to 14.99	1	10.80 to 10.70
	7	-	-	4	10.70 to 10.60
	10	-	-	1	10.70 to 10.60
	14	-	-	1	10.60 to 10.73
	18	3	14.99 to 14.84	1	10.73 to 10.60
	19	1	14.99 to 14.84	-	-
	20	1	14.99 to 14.84	-	-
	24	2	14.84 to 14.69	-	-
	25	3	14.84 to 14.59	4	10.60 to 10.50
		1	14.69 to 14.59		
	26	1	14.69 to 14.59	1	10.60 to 10.50
	28	3	14.59 to 14.49	4	10.50 to 10.40
	30	1	14.59 to 14.49	1	10.50 to 10.40
	31	1	14.59 to 14.49	-	-
9 Sep	1	1	14.49 to 14.74	1	10.40 to 10.65
	2	1	14.49 to 14.74	1	10.40 to 10.65
	3	1	14.49 to 14.74	1	10.40 to 10.65
	4	2	14.49 to 14.74	2	10.40 to 10.65
	25	1	14.74 to 14.89	-	-
	30	1	14.89 to 14.74	-	-
10 Oct	8	1	14.74 to 14.84	1	10.65 to 10.85
	9	1	14.74 to 14.84	1	10.65 to 10.85
	10	-	-	2	10.65 to 10.85
	13	-	-	1	10.65 to 10.85
	14	2	14.84 to 14.74	-	-
	15	3	14.74 to 14.59	-	-
	16	1	14.74 to 14.59	-	-

年/月/日 Year/Month/Date	無鉛汽油 <sup>(1)</sup> Unleaded petrol <sup>(1)</sup>		車用環保柴油 <sup>(1)(2)</sup> Environmental diesel oil (road use) <sup>(1)(2)</sup>	
	公司數目	(港元/升)	公司數目	(港元/升)
	No. of companies	(\$/Litre)	No. of companies	(\$/Litre)
21	-	-	2	10.85 to 10.70
22	3	14.59 to 14.44	3	10.85 to 10.70
	1	14.74 to 14.44		
23	1	14.59 to 14.39	-	-
31	1	14.39 to 14.44	-	-

註：

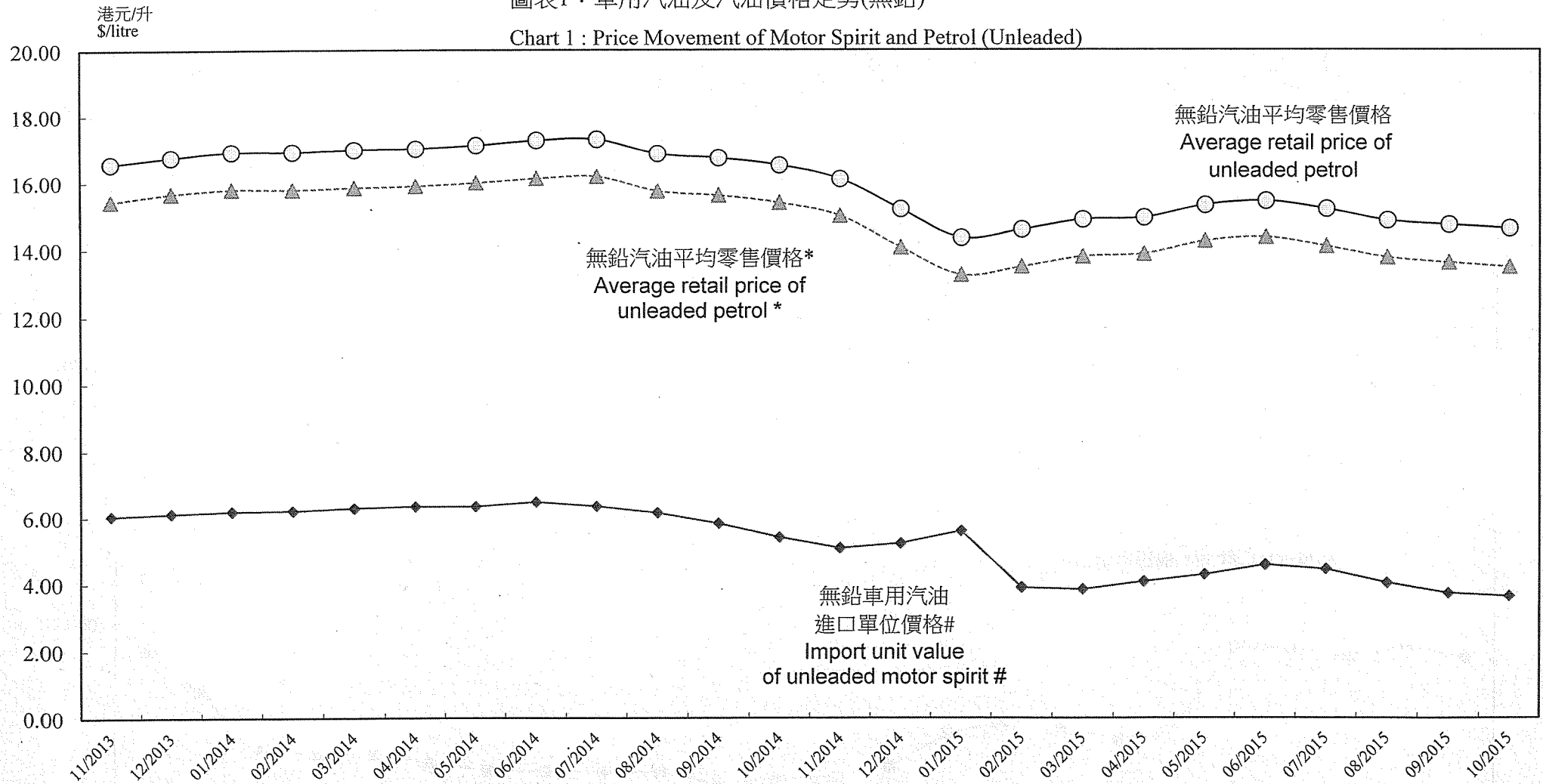
- (1) 上述無鉛汽油及車用環保柴油零售價格已包括稅在內。如欲查詢上述零售價格的資料，請聯絡政府統計處消費物價指數組 (電話：3903 7372；傳真：2577 6253；電郵：cpi@censtatd.gov.hk)。
- (2) 由2007年12月1日起，按月零售物價統計調查中所採價的車用環保柴油已轉為“歐盟V期柴油”以代替“超低含硫量柴油”。
- (3) 2005至2008年間財政預算宣布後，無鉛汽油每升的應繳稅率均為\$6.06。由2000年7月7日至2008年12月31日(包括首尾兩天)，車用環保柴油(超低含硫量柴油)每升的應繳稅率為\$1.11。由2007年12月1日至2008年7月13日(包括首尾兩天)，車用環保柴油(歐盟V期柴油)每升的應繳稅率為\$0.56。由2008年7月14日起，車用環保柴油(歐盟V期柴油)每升的應繳稅率為\$0。
- (4) 如欲查詢碳氫油(如汽油，柴油)稅，請聯絡香港海關應課稅科許可証小組 (電話：2852 3036)。

Notes :

- (1) The above retail prices for unleaded petrol and environmental diesel oil for road vehicles include duties. For enquiries on the above retail prices, please contact the Consumer Price Index Section of the Census and Statistics Department (Telephone : 3903 7372; Facsimile : 2577 6253; E-mail : cpi@censtatd.gov.hk).
- (2) With effect from 1 December 2007, the environmental diesel oil in the Monthly Retail Price Survey had been changed from “ultra low sulphur diesel” to “Euro V diesel”.
- (3) During the period from 2005 to 2008, the payable duty on unleaded petrol following the Budget announcement of the year is \$6.06 per litre. From 7 July 2000 to 31 December 2008 (both dates inclusive), the payable duty on environmental diesel oil (ultra low sulphur diesel) is \$1.11 per litre. From 1 December 2007 to 13 July 2008 (both dates inclusive), the payable duty on environmental diesel oil (Euro V diesel) is \$0.56 per litre. From 14 July 2008, the payable duty on environmental diesel oil (Euro V diesel) is \$0 per litre.
- (4) For enquiries on duty on hydrocarbon oil (e.g. petrol, diesel oil), please contact the Permit Unit of the Office of Dutiable Commodities Administration of the Customs and Excise Department (Telephone : 2852 3036).

圖表1：車用汽油及汽油價格走勢(無鉛)

Chart 1 : Price Movement of Motor Spirit and Petrol (Unleaded)



註釋：\* 無鉛汽油零售價格已將部分價格優惠計算在內。自2008年1月起，所有油公司的主要優惠均已計算在內。因此，嚴格來說，此後的零售價格不能與以前的直接比較。

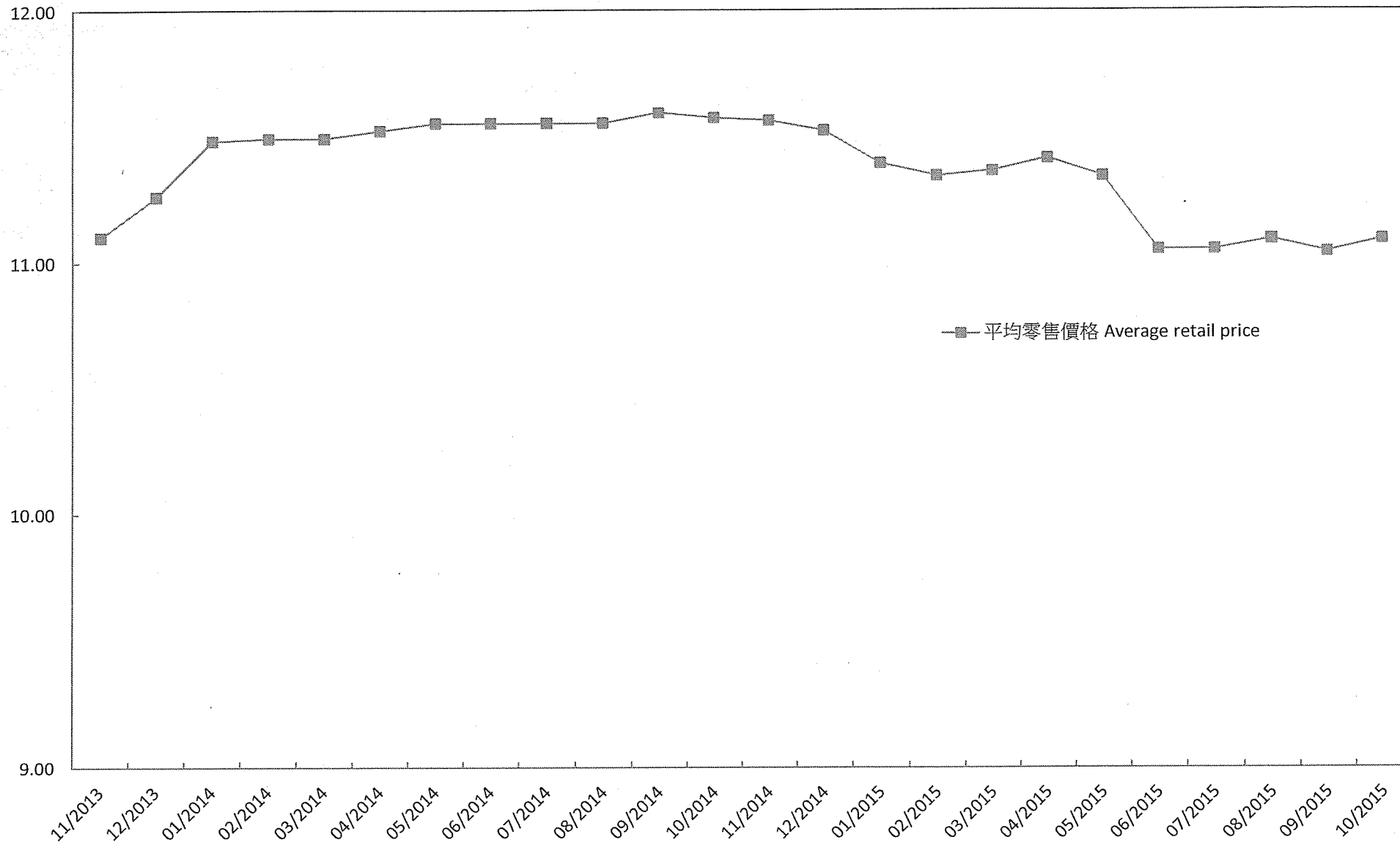
# 由於種種原因，例如入口商/出口商遲了呈遞報關表及報關表上有疑問的資料澄清需時，故此有一小部分在某一裝運月份內報關的資料未必可計算在有關統計月份的貿易統計內，而要計算在其他稍後統計月份的貿易統計內。一如以往的其他月份，2014年12月及2015年1月統計月份的數字包含了部分較早裝運月份的報關資料。但由於國際油價自2014年中起的波動較大，致使2014年12月及2015年1月統計月份的數字受較早月份稍高的價格影響較大。

Note : \* Certain price concessions were incorporated in the retail prices of the unleaded petrol. With effect from January 2008, major price concessions from all oil companies had been incorporated in the compilation. Thus, strictly speaking, the retail prices thereafter cannot be compared directly with those before.

# For reasons such as the late lodgement of declarations by importers/exporters and lengthy process in clarifying some dubious data on declarations, a small proportion of declarations pertaining to a shipment month may not be included in time in the trade statistics of the relevant statistical month but will be included in the trade statistics of subsequent statistical months. Figures for the statistical months of Dec 2014 and Jan 2015 include also declarations of earlier months, same as in other months. Given the volatility of international oil prices since mid-2014, the higher oil prices in earlier months had larger impact on figures for the statistical months of Dec 2014 and Jan 2015.

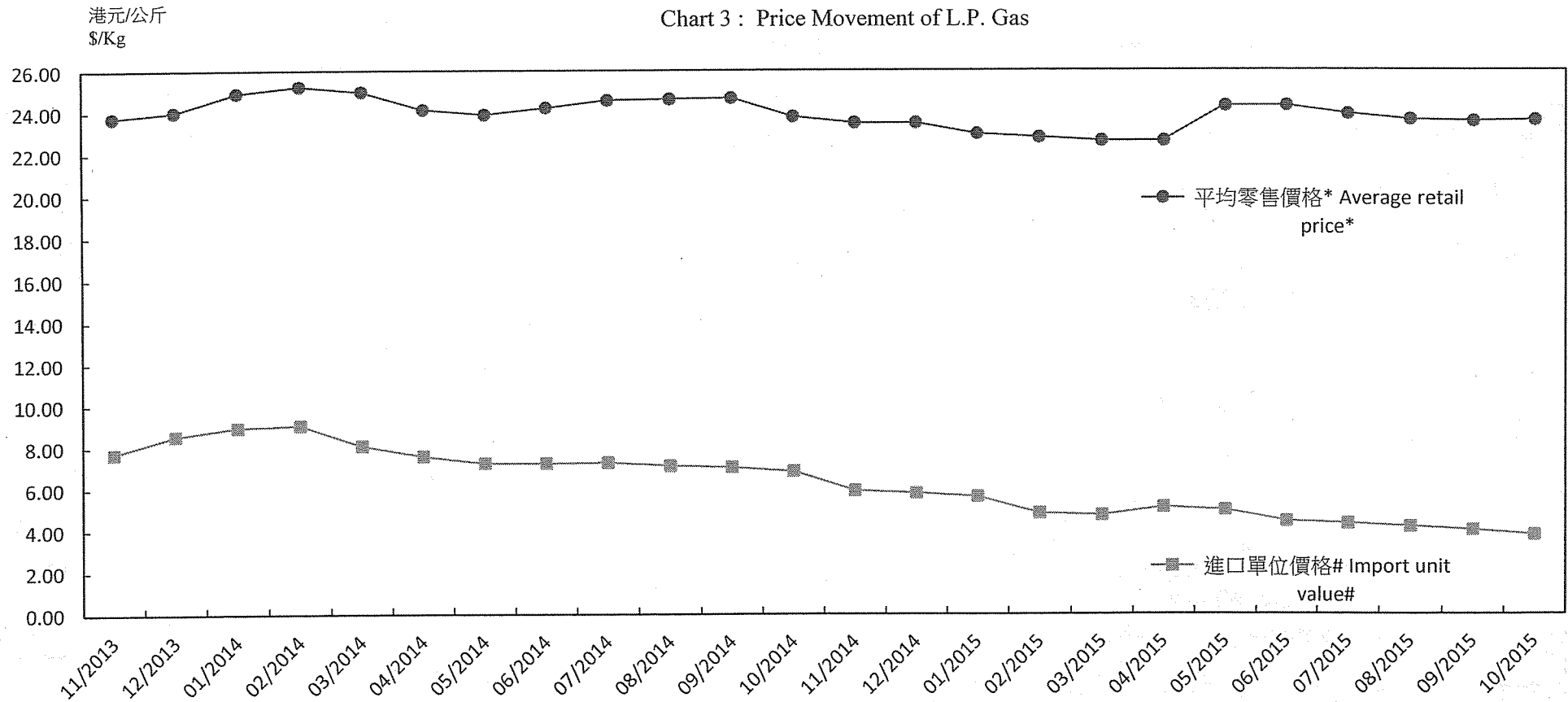
港元/升  
\$/litre

圖表2：火水價格走勢  
Chart 2: Price Movement of Kerosene



圖表3：石油氣價格走勢

Chart 3: Price Movement of L.P. Gas



註釋：\*自1999年9月起，石油氣的價格資料來源已由石油氣代理商轉為石油氣零售商。從石油氣零售商搜集的價格已追溯至1998年10月。故此，從1998年10月起的數字都不能與該時期的數字相比較。

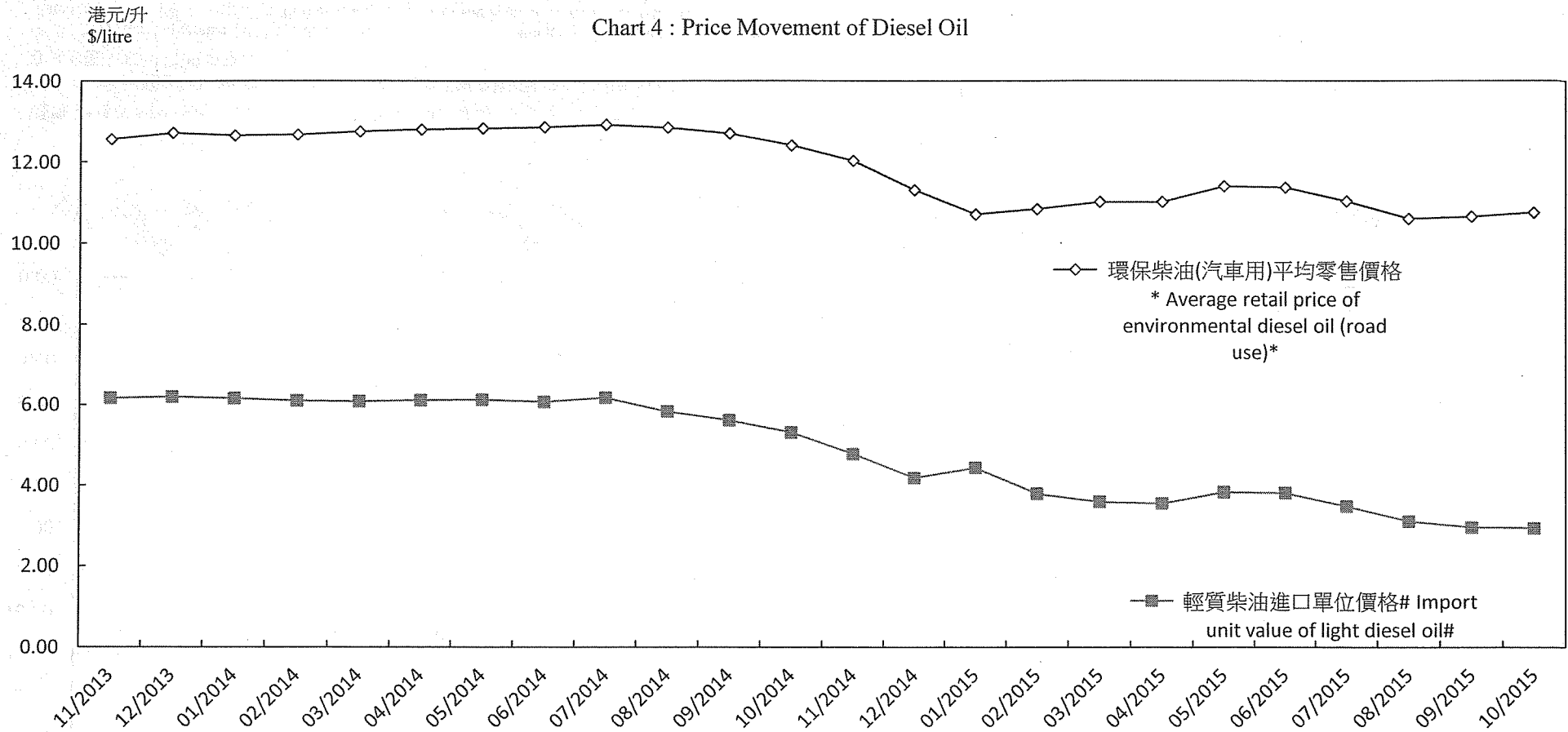
# 由於種種原因，例如入口商/出口商遲了呈遞報關表及報關表上有疑問的資料澄清需時，故此有一小部分在某一裝運月份內報關的資料未必可計算在有關統計月份的貿易統計內，而要計算在其他稍後統計月份的貿易統計內。

Note: \* As from September 1999, the data source of liquefied petroleum gas (L.P. gas) has been changed from L.P. gas distributive agents to L.P. gas retailing shops. The price data collected from the latter were back-dated to October 1998. Therefore, figures from Oct 1998 onwards are not strictly comparable to those in the past period.

# For reasons such as the late lodgement of declarations by importers/exporters and lengthy process in clarifying some dubious data on declarations, a small proportion of declarations pertaining to a shipment month may not be included in time in the trade statistics of the relevant statistical month but will be included in the trade statistics of subsequent statistical months.

圖表4：柴油價格走勢

Chart 4 : Price Movement of Diesel Oil



註釋：\*由2000年7/8月底起，各油公司引入環保柴油以取代普通柴油。

# 由於種種原因，例如入口商/出口商遲了呈遞報關表及報關表上有疑問的資料澄清需時，故此有一小部分在某一裝運月份內報關的資料未必可計算在有關統計月份的貿易統計內，而要計算在其他稍後統計月份的貿易統計內。一如以往的其他月份，2015年1月統計月份的數字包含了部分較早裝運月份的報關資料。但由於國際油價自2014年中起的波動較大，致使2015年1月統計月份的數字受較早月份稍高的價格影響較大。

Note: \* Environmental diesel oil was introduced by oil companies in replacement of normal diesel oil starting from July/August 2000.

# For reasons such as the late lodgement of declarations by importers/exporters and lengthy process in clarifying some dubious data on declarations, a small proportion of declarations pertaining to a shipment month may not be included in time in the trade statistics of the relevant statistical month but will be included in the trade statistics of subsequent statistical months. Figures for the statistical month of Jan 2015 include also declarations of earlier months, same as in other months. Given the volatility of international oil prices since mid-2014, the higher oil prices in earlier months had larger impact on figure for the statistical month of Jan 2015.