

## Head 44 — ENVIRONMENTAL PROTECTION DEPARTMENT

**Controlling officer:** the Permanent Secretary for the Environment / Director of Environmental Protection will account for expenditure under this Head.

<b>Estimate 2016–17</b> .....	<b>\$5,487.1m</b>
<b>Establishment ceiling 2016–17</b> (notional annual mid-point salary value) representing an estimated 1 813 non-directorate posts as at 31 March 2016 rising by 35 posts to 1 848 posts as at 31 March 2017.....	<b>\$922.7m</b>
In addition, there will be an estimated 36 directorate posts as at 31 March 2016 rising by one post to 37 posts as at 31 March 2017.	
<b>Commitment balance</b> .....	<b>\$7,465.3m</b>

### Controlling Officer's Report

#### Programmes

<p><b>Programme (1) Waste</b>  <b>Programme (2) Air</b>  <b>Programme (3) Noise</b>  <b>Programme (4) Water</b>  <b>Programme (5) Environmental Assessment and Planning</b>  <b>Programme (6) Nature Conservation</b></p>	<p>These programmes contribute to Policy Area 23: Environmental Protection, Conservation, Power and Sustainable Development (Secretary for the Environment).</p>
---	--

#### Detail

##### Programme (1): Waste

	2014–15 (Actual)	2015–16 (Original)	2015–16 (Revised)	2016–17 (Estimate)
Financial provision (\$m)	2,015.0	2,561.6	2,274.9 (–11.2%)	<b>2,588.6</b> (+13.8%)
				(or +1.1% on 2015–16 Original)

#### *Aim*

**2** The aim is to develop and implement a waste-to-resources management strategy for Hong Kong to reduce, reuse and recycle waste, as well as to safeguard the health and welfare of the community from any adverse environmental effects associated with the improper handling and disposal of waste.

#### *Brief Description*

**3** The Department is responsible for preparing plans at strategic and district levels for the provision of facilities for proper treatment and disposal of waste including municipal, construction, livestock, chemical and clinical wastes, sewage and water treatment works sludges and other special wastes. The Department enforces relevant legislation to control the illegal disposal of waste, develops new proposals to meet changing waste management needs and advises on the assessment and remediation of contaminated land. The Department also works with the community to promote and encourage waste reduction and recycling.

**4** In 2015, about 5.51 million tonnes of solid waste were disposed of at the three landfills. With recent funding approval of the South East New Territories Landfill Extension and the North East New Territories Landfill Extension Schemes by the Legislative Council, the landfills could cope with the disposal need for the territories up to late 2020s. In *Hong Kong Blueprint for Sustainable Use of Resources 2013–2022* which was published in May 2013, the Government mapped out a comprehensive strategy, with targets, policies and action plans for waste management for the coming ten years to tackle our imminent waste challenge. In February 2014, the Government unveiled *A Food Waste & Yard Waste Plan for Hong Kong 2014–2022* to map out comprehensive strategy, targets, policies and action plans for the management of food waste and yard waste in the coming years.

## Head 44 — ENVIRONMENTAL PROTECTION DEPARTMENT

5 On waste reduction, further to the full extension of the Environmental Levy Scheme on Plastic Shopping Bags on 1 April 2015, the Department is pressing ahead on the introduction of the mandatory producer responsibility schemes (PRs) on waste electrical and electronic equipment (WEEE) and glass beverage containers, and is progressively developing Community Green Stations (CGSs) in each of the 18 districts to enhance environmental education and support recycling at the community level. On municipal solid waste (MSW) charging, the Department is making necessary preparation according to the recommendations from the Council for Sustainable Development. Meanwhile, the Department will continue to support voluntary recycling programmes and promote sustainable development of the recycling industry. We have also launched a Food Wise Hong Kong Campaign since December 2012. Regarding waste infrastructure, apart from landfill extension, we are taking forward a number of waste-to-energy projects, including sludge treatment facility, organic waste treatment facilities and integrated waste management facility. In addition, we launched the Restored Landfill Revitalisation Funding Scheme in November 2015 aiming to expedite the development of gainful facilities at restored landfills.

6 The key performance measures in respect of the waste programme are:

### *Targets*

	Target	2014 (Actual)	2015 (Actual)	2016 (Plan)
operation hours of strategic landfills.....	14 235	14 254	14 251	<b>14 288</b>
processing marine dumping permits within 18 days (%).....	90	96	94	<b>90</b>
initial response to waste complaints within three days (%).....	95	98	97	<b>95</b>

### *Indicators*

	2014 (Actual)	2015 (Actual)	2016 (Estimate)
strategic landfills			
no. of capital works milestone payments .....	3	3	<b>3</b>
tonnage of waste received annually .....	5 423 438	5 512 274	<b>5 452 400</b>
total solid waste disposed of (%) .....	100	100	<b>100</b>
refuse transfer stations			
tonnage of waste received annually .....	2 538 393	2 677 072	<b>3 194 100</b>
special wastes			
tonnage of waste treated annually at the Chemical Waste Treatment Centre .....	11 843	13 724	<b>13 700</b>
tonnage of sewage sludge treated annually at the Sludge Treatment Facility <sup>^</sup> .....	—	292 403	<b>420 000</b>
livestock waste			
total quantity produced (thousand tonnes) .....	65	65	<b>65</b>
disposed of by environmentally-acceptable means (%).....	90	90	<b>90</b>
marine dumping permits issued .....	243	220	<b>220</b>
waste import/export permits issued.....	8	9	<b>9</b>
chemical waste trip tickets recorded .....	34 300	34 100	<b>34 000</b>
chemical waste collector licences issued .....	27	8	<b>8</b>
chemical waste disposal licences issued .....	7	12	<b>9</b>
prosecutions for			
chemical waste control offences .....	15	28	<b>26</b>
clinical waste control offences .....	2	4	<b>2</b>
livestock waste control offences .....	11	4	<b>4</b>
marine dumping offences.....	72	2	<b>2</b>
waste import/export offences .....	21	22	<b>22</b>
illegal deposit of waste offences .....	63	96	<b>90</b>
complaints handled.....	2 563	3 119	<b>3 100</b>
enquiries handled by the Waste Reduction and Recycling Hotline Service .....	4 318	4 627	<b>4 627</b>

<sup>^</sup> New indicator as from 2015 since the Sludge Treatment Facility commenced operation in the second quarter of 2015.

## Head 44 — ENVIRONMENTAL PROTECTION DEPARTMENT

### *Matters Requiring Special Attention in 2016–17*

- 7 During 2016–17, the Department will:
- continue the preparatory work for the introduction of the mandatory PRSs on WEEE and glass beverage containers;
  - continue to monitor the implementation of the Recycling Fund to facilitate the upgrading of the operational capabilities and efficiencies of the recycling industry;
  - continue to implement voluntary PRSs;
  - continue to prepare the necessary legislative proposals and co-ordinate inter-departmental efforts for the implementation of MSW charging;
  - continue to take forward the development of CGSs in each of the 18 districts;
  - continue to promote reduction of food waste under the Food Wise Hong Kong Campaign;
  - continue to support the Steering Committee to Promote Sustainable Development of Recycling Industry;
  - continue to monitor the operation of the EcoPark in Tuen Mun Area 38;
  - continue to raise public awareness of and enhance community participation in waste reduction, recovery and clean recycling;
  - continue to take forward the development of organic waste treatment facilities for the treatment of source-separated food waste, the development of a WEEE treatment and recycling facility to handle locally generated WEEE and the project on the development of an integrated waste management facility to achieve bulk reduction of MSW as soon as possible;
  - continue to implement the South East New Territories Landfill Extension and the North East New Territories Landfill Extension Schemes and to carry out the design and site investigation study on the West New Territories Landfill Extension Scheme;
  - continue to promote the green procurement policy in the Government and monitor implementation of the expanded green procurement list by government departments; and
  - continue to implement the Restored Landfill Revitalisation Funding Scheme to expedite the development of gainful facilities at restored landfills.

### **Programme (2): Air**

	2014–15 (Actual)	2015–16 (Original)	2015–16 (Revised)	<b>2016–17 (Estimate)</b>
Financial provision (\$m)	3,639.4	3,928.7	3,474.7 (–11.6%)	<b>2,371.9</b> (–31.7%)
				(or –39.6% on 2015–16 Original)

### *Aim*

8 The aim is to formulate and oversee emission reduction measures to broadly attain the Air Quality Objectives (AQOs) by 2020; to enforce the Air Pollution Control Ordinance (Cap. 311) (APCO), the Ozone Layer Protection Ordinance (Cap. 403) (OLPO) and other statutory requirements; to co-ordinate Government's efforts in tackling climate change; and to promote the use of electric vehicles in Hong Kong.

### *Brief Description*

- 9 The work carried out by the Department in seeking to achieve and maintain satisfactory air quality includes:
- development of AQOs, standards and guidelines;
  - enforcement of APCO and OLPO to control air pollution from factories, polluting processes and products, motor vehicles, vessels, ozone depleting substances, asbestos and other sources;
  - operation of an air quality monitoring network and laboratories to provide the air quality information needed for checking the effectiveness of existing programmes and development of new policies;
  - provision of air quality information and air quality health index (AQHI) to the public;
  - collaboration with authorities in Guangdong to carry out the Cleaner Production Partnership Programme and implement measures to improve regional air quality; and
  - development of strategies and measures for combating climate change.

## Head 44 — ENVIRONMENTAL PROTECTION DEPARTMENT

10 Compared with 1999, the ambient concentrations of respirable suspended particulates (RSP), fine suspended particulates (FSP), nitrogen dioxide (NO<sub>2</sub>) and sulphur dioxide (SO<sub>2</sub>) dropped by 27 per cent, 24 per cent, 19 per cent and 50 per cent respectively in 2015. Ozone was the only pollutant with an increase in concentration, which was 32 per cent, due to regional photochemical smog problem. As compared with 2014, the concentration of ozone dropped by two per cent but remained at high level. At the roadside, the concentrations of RSP, FSP and SO<sub>2</sub> fell by 51 per cent, 44 per cent and 70 per cent respectively between 1999 and 2015. However, NO<sub>2</sub> remains a challenge as it stayed at high level due to excessive emissions from vehicles as well as the rise in the regional background ozone. To further improve air quality, a wide range of emission reduction measures are being implemented in respect of motor vehicles and vessels locally while joint efforts are being made with the Guangdong Provincial Government to tackle regional air pollution by attaining emission reduction targets for 2015 and 2020 in the Pearl River Delta (PRD) Region.

11 The new AQOs took effect on 1 January 2014 and we will review the AQOs at least once every five years. Our target is for all AQO limits to be broadly complied by 2020 upon full implementation of the air quality improvement measures stipulated in *A Clean Air Plan for Hong Kong* issued in March 2013. We are implementing an ex-gratia payment scheme, which was launched on 1 March 2014, for assisting vehicle owners to progressively phase out their pre-Euro IV diesel commercial vehicles (DCVs) by end of 2019. A new regulation to control emissions from non-road mobile machinery took effect in June 2015. To reduce vessel emissions, a new regulation requiring ocean-going vessels to use cleaner fuel while at berth came into effect in July 2015. In December 2015, a new technical memorandum was promulgated under the APCO to further tighten the emission caps on the power sector from 2020 and onwards. At the end of 2015, a total of 85 trials had been approved under the Pilot Green Transport Fund to test out green innovative transport technologies.

12 On climate change, we issued the “Hong Kong Climate Change Report 2015” in November 2015 to outline the work and joint efforts of the Government and the key private-sector stakeholders in responding to climate change, and provide an account of Hong Kong’s climate change actions. The three-year energy cum carbon audit programme on 120 major government buildings and public facilities which commenced in 2012 was completed in mid-2015. In parallel, a series of workshops on carbon audit was organised for sharing experience with bureaux and departments.

13 The key performance measures in respect of air-related activities are:

### *Targets*

	Target	2014 (Actual)	2015 (Actual)	2016 (Plan)
processing of chimney/furnace applications within 16 days (%) .....	90	92	90	<b>90</b>
percentage of hourly AQHI below 7 (i.e. low or moderate “health risk” category) (%)				
general .....	98‡	96	97	<b>97</b>
roadside .....	93‡	92	93	<b>93</b>

‡ Targets when AQO limits are broadly complied by 2020.

### *Indicators*

	2014 (Actual)	2015 (Actual)	2016 (Estimate)
chimney/furnace applications processed .....	414	480	<b>460</b>
asbestos management plans processed .....	242	195	<b>190</b>
specified processes under licence (%) .....	100	100	<b>100</b>
premises and plants inspected .....	17 666	15 825	<b>15 900</b>
complaints handled .....	6 017	4 463	<b>4 500</b>
technical advice offered <sup>Ω</sup> .....	3 835	2 662	<b>2 600</b>
legal notices issued .....	264	218	<b>210</b>
prosecutions under the APCO and OLPO .....	83	110	<b>90</b>
reduction of scheduled ozone depleting substance consumption (tonnage) .....	5 497	5 525	<b>5 500</b>
planning advice issued .....	890	960	<b>1 030</b>
smoky vehicle reports processed .....	7 020	6 312	<b>5 500</b>
smoky vehicles tested .....	5 491	4 667	<b>4 100</b>
enquiries/complaints on vehicle matters handled .....	8 266	9 110	<b>9 000</b>
indoor air quality certifications registered .....	1 159	1 160	<b>1 200</b>

Ω Revised description of the previous indicator “technical advice provided to polluters” as from 2015.

### *Matters Requiring Special Attention in 2016–17*

14 During 2016–17, the Department will:

- continue to expedite the implementation of various air quality improvement measures outlined in *A Clean Air Plan for Hong Kong* with a view to bringing further improvements to the air quality and attaining the new AQOs by 2020;
- embark on a review of the AQOs;
- continue to enhance our communication to the public on air quality information;
- continue to phase out pre-Euro IV DCVs under an incentive-cum-regulatory approach and implement a 15-year service life limit for newly registered DCVs;
- continue to work with franchised bus companies on the retrofitting programme for Euro II and Euro III franchised buses with selective catalytic reduction devices to reduce their emissions;
- continue to work with franchised bus companies on the trial of hybrid buses and electric buses to assess their performance under local conditions;
- continue to encourage the transport trade to make use of the Pilot Green Transport Fund to try out innovative green transport technologies;
- continue to enforce the statutory ban on idling vehicles with running engines;
- continue to promote the use of electric vehicles;
- continue to control emissions of petrol and liquefied petroleum gas vehicles through the use of roadside remote sensing equipment;
- prepare to tighten the statutory emission standards for newly registered vehicles to Euro VI level;
- continue to co-ordinate inter-departmental efforts to reduce emissions from vehicles;
- continue to encourage the wider use of cleaner vehicles, fuels and technologies that can help reduce air pollution;
- continue to implement a regulation for controlling the quality of local marine light diesel sold in Hong Kong;
- continue to enforce the regulation to mandate ocean-going vessels to switch to cleaner fuel while at berth in Hong Kong;
- continue to enforce the regulation for controlling the emissions of non-road mobile machinery;
- continue to collaborate with the Mainland authorities on the establishment of a marine emission control area in the PRD waters;
- review the *Fifth Technical Memorandum for Allocation of Emission Allowances in Respect of Specified Licences* for further tightening the emission caps on power plants;
- continue to conduct the joint regional study on FSP (PM<sub>2.5</sub>) with Guangdong and Macao authorities with a view to providing a scientific basis for mapping out air quality improvement strategies for the PRD region;
- conduct a mid-term review with the Guangdong authority to conclude the air pollutant emission reduction for 2015 and finalise the emission reduction targets for 2020;
- promote technical exchanges and training on air pollution forecasting technologies with the Guangdong authorities;
- continue to collaborate with the Guangdong authorities to promote the adoption of cleaner production technologies and practices by Hong Kong-owned factories in Guangdong Province;
- enhance the inter-departmental mechanism to formulate measures to combat climate change, step up educational and publicity efforts to promote awareness of climate change, and continue to co-operate with the Guangdong authorities to address the challenge;
- continue to encourage bureaux and departments to carry out more carbon audits on major government buildings and public facilities, and to arrange more carbon audit workshops for bureaux and departments;
- introduce legislative control to cap the contents of volatile organic compounds in solvents used in printing processes;
- continue to control ozone depleting substances and products containing these substances according to the OLPO;
- continue to implement the voluntary Indoor Air Quality Certification Scheme for offices and public places; and
- operate a new general air quality monitoring station at Tseung Kwan O.

## Head 44 — ENVIRONMENTAL PROTECTION DEPARTMENT

### Programme (3): Noise

	2014–15 (Actual)	2015–16 (Original)	2015–16 (Revised)	<b>2016–17 (Estimate)</b>
Financial provision (\$m)	113.9	117.5	117.8 (+0.3%)	<b>123.3</b> (+4.7%)
				(or +4.9% on 2015–16 Original)

#### *Aim*

15 The aim is to prevent, minimise and resolve environmental noise problems through intervention in the planning process, implementation of noise abatement measures and enforcement of the Noise Control Ordinance (Cap. 400) (NCO).

#### *Brief Description*

16 To achieve this aim, the Department carries out the following main tasks:

- provision of professional input in relation to planning and development proposals to pre-empt and mitigate noise problems,
- development of practicable proposals to address existing traffic noise problems,
- promoting the use of quieter construction equipment, and
- enforcement of the NCO.

17 The key performance measures in respect of noise related activities are:

#### *Targets*

	Target	2014 (Actual)	2015 (Actual)	<b>2016 (Plan)</b>
processing of applications for construction noise permits within 18 days (%) .....	90	92	97	<b>92</b>
processing of applications for noise emission labels for breakers and air compressors within 15 days (%).....	90	90	98	<b>92</b>

#### *Indicators*

	2014 (Actual)	2015 (Actual)	<b>2016 (Estimate)</b>
comments given in planning stage .....	1 257	1 350	<b>1 400</b>
prosecutions under the NCO .....	97	78	<b>80</b>
construction noise permits processed.....	5 532	5 144	<b>5 100</b>
noise emission labels issued for breakers and compressors.....	1 259	1 474	<b>1 500</b>
noise abatement notices served .....	50	44	<b>45</b>
complaints handled.....	3 859	4 448	<b>4 500</b>

#### *Matters Requiring Special Attention in 2016–17*

18 During 2016–17, the Department will continue to:

- tackle noise impact of existing roads through the retrofitting programme, and
- promote good practices to prevent or minimise road traffic noise problems at the planning stage.

### Programme (4): Water

	2014–15 (Actual)	2015–16 (Original)	2015–16 (Revised)	<b>2016–17 (Estimate)</b>
Financial provision (\$m)	277.6	284.1	284.7 (+0.2%)	<b>292.8</b> (+2.8%)
				(or +3.1% on 2015–16 Original)

## Head 44 — ENVIRONMENTAL PROTECTION DEPARTMENT

### *Aim*

19 The aim is to ensure that the quality of Hong Kong's marine and fresh waters promotes the conservation and best use of those waters in the public interest, and that plans are formulated and implemented to ensure that Hong Kong's sewerage systems can operate safely and effectively both now and with further urban developments in future.

### *Brief Description*

20 The Department seeks to ensure Water Quality Objectives (WQOs) are attained and maintained by enforcing relevant legislation; by ensuring the provision of an adequate sewage infrastructure; by assessing the possible impact of strategic and local developments on water quality and requiring this to be taken into account in development plans; and by proposing revisions to legislative arrangements aimed at preventing water pollution. Water and sediment quality is monitored extensively, and special investigations are conducted to provide the basis for policy development and preventive planning.

21 The Department continues to pursue the phased implementation of Stage 2 of the Harbour Area Treatment Scheme (HATS). HATS Stage 2A is progressively commissioned since September 2015. A study on enhancing the quality of the coastal waters of Victoria Harbour will be commissioned in early 2016, with a long term objective of enhancing the Harbour's leisure and recreational value.

22 The sewerage master plans for Central and East Kowloon, West Kowloon, Tsuen Wan and Kwai Chung, Tuen Mun, Tsing Yi, the Outlying Islands, Hong Kong Island, North District and Tolo Harbour areas have been reviewed and proposals for sewerage upgrading works are being pursued in accordance with the identified priority.

23 The key performance measures in respect of the water programme are:

### *Targets*

	Target	2014 (Actual)	2015 (Actual)	2016 (Plan)
inspection of major discharges in every Water Control Zone at least four times a year (%).....	100	100	100	100
provision of weekly beach water quality grading to the public during bathing season (%).....	100	100	100	100
initial response to water pollution complaints within three days (%) .....	95	97	98	95

### *Indicators*

	2014 (Actual)	2015 (Actual)	2016 (Estimate)
compliance with WQOs for marine waters (%).....	80	80	81
inland water sampling points .....	82	82	82
no. of the sampling points classified as (%)			
excellent .....	55	58	58
good.....	27	25	25
fair .....	9	9	9
bad.....	9	8	8
very bad.....	0	0	0
compliance with WQOs for inland waters (%).....	88	90	90
enforcement of the Water Pollution Control Ordinance (Cap. 358)			
licences granted.....	1 483	1 407	1 400
licences renewed .....	912	644	690
prosecutions for water pollution control offences.....	22	53	50
detailed investigations and inspections .....	13 739	12 729	13 000
complaints handled .....	1 876	2 084	2 000
drainage plans vetted (under the Buildings Ordinance (Cap. 123)).....	57	55	55
responses to planning cases.....	895	966	1 040

### *Matters Requiring Special Attention in 2016–17*

24 During 2016–17, the Department will continue to:

- co-operate with the Guangdong authorities on cross-boundary water quality management issues,
- pursue various sewage treatment and sewerage projects, and
- improve the water quality of the Victoria Harbour.

## Head 44 — ENVIRONMENTAL PROTECTION DEPARTMENT

### Programme (5): Environmental Assessment and Planning

	2014–15 (Actual)	2015–16 (Original)	2015–16 (Revised)	<b>2016–17 (Estimate)</b>
Financial provision (\$m)	95.3	97.2	97.4 (+0.2%)	<b>102.9</b> (+5.6%)  (or +5.9% on 2015–16 Original)

#### *Aim*

25 The aim is to pre-empt environmental problems associated with projects, plans, policies and strategies by assessing their environmental implications and ensuring that effective preventive and mitigatory measures are implemented where potential problems are identified.

#### *Brief Description*

26 The Department seeks to prevent environmental problems through reviewing the environmental findings of projects, planning proposals and development strategies which may have significant environmental implications. It oversees strategic environmental assessment and environmental impact assessment (EIA) studies, and processes Environmental Impact Assessment Ordinance (Cap. 499) (EIAO) applications to ensure that the environmental impacts of designated projects are properly assessed and that measures to control them to acceptable levels are properly implemented.

27 The key performance measures in respect of environmental assessment and planning are:

#### *Indicators*

	2014 (Actual)	2015 (Actual)	<b>2016 (Estimate)</b>
plans reviewed and technical environmental advice given (on outline zoning plans, layout plans, etc.).....	145	138	<b>133</b>
miscellaneous district planning or housing proposals reviewed and technical environmental advice given (on housing proposals, applications under section 16 of the Town Planning Ordinance (Cap. 131)) ...	1 520	1 581	<b>1 670</b>
major planning studies and strategic planning studies .....	41	65	<b>60</b>
applications processed under the EIAO.....	92	72	<b>75</b>
major projects undergoing environmental monitoring and audit.....	117	117	<b>120</b>
EIA with technical advice provided .....	63	72	<b>75</b>
cases where environmental implications paragraphs in funding and policy proposals vetted .....	327	321	<b>320</b>

#### *Matters Requiring Special Attention in 2016–17*

28 During 2016–17, the Department will continue to:

- pre-empt environmental problems through processing EIAO applications and enforcement of permit conditions,
- promote the incorporation of environmental considerations into major policies and strategies at the earliest possible stage, and
- promote environmental good practices in the planning and design of new developments.

### Programme (6): Nature Conservation

	2014–15 (Actual)	2015–16 (Original)	2015–16 (Revised)	<b>2016–17 (Estimate)</b>
Financial provision (\$m)	8.8	7.0	6.8 (–2.9%)	<b>7.6</b> (+11.8%)  (or +8.6% on 2015–16 Original)

#### *Aim*

29 The aim is to regulate, protect and manage natural resources that are important for the conservation of biological diversity of Hong Kong in a sustainable manner, taking into account social and economic considerations, for the benefit and enjoyment of the present and future generations of the community.



## Head 44 — ENVIRONMENTAL PROTECTION DEPARTMENT

---

### *Brief Description*

**30** The Department's main responsibilities under this programme are to formulate policies and to co-ordinate and oversee the implementation of programmes on nature conservation.

**31** In accordance with the New Nature Conservation Policy, projects on management agreements with landowners are being implemented and proposals for public-private partnership to enhance conservation are being assessed in collaboration with the relevant departments. Nature conservation measures will continue to be implemented and, where appropriate, enhanced. Promotion and public education of nature conservation in the community across sectors will be conducted, to be supplemented by publicity initiatives to reinforce the messages.

### *Matters Requiring Special Attention in 2016–17*

**32** During 2016–17, the Department will:

- oversee the implementation of the measures to better protect country park enclaves, in particular those found suitable for being included as part of country parks;
- oversee the operation and management of the Hong Kong Global Geopark of China;
- continue to consult stakeholders on the draft Biodiversity Strategy and Action Plan under the Convention on Biological Diversity; and
- oversee the statutory designation process of the Brothers Marine Park.

## Head 44 — ENVIRONMENTAL PROTECTION DEPARTMENT

### ANALYSIS OF FINANCIAL PROVISION

Programme	2014–15 (Actual) (\$m)	2015–16 (Original) (\$m)	2015–16 (Revised) (\$m)	2016–17 (Estimate) (\$m)
(1) Waste.....	2,015.0	2,561.6	2,274.9	2,588.6
(2) Air .....	3,639.4	3,928.7	3,474.7	2,371.9
(3) Noise .....	113.9	117.5	117.8	123.3
(4) Water.....	277.6	284.1	284.7	292.8
(5) Environmental Assessment and Planning.....	95.3	97.2	97.4	102.9
(6) Nature Conservation.....	8.8	7.0	6.8	7.6
	6,150.0	6,996.1	6,256.3 (–10.6%)	5,487.1 (–12.3%)
				(or –21.6% on 2015–16 Original)

#### Analysis of Financial and Staffing Provision

##### Programme (1)

Provision for 2016–17 is \$313.7 million (13.8%) higher than the revised estimate for 2015–16. This is mainly due to increased contract payments for the operation of waste facilities and the full implementation of diversion of MSW from South East New Territories Landfill. In addition, there will be a net increase of 15 posts in 2016–17.

##### Programme (2)

Provision for 2016–17 is \$1,102.8 million (31.7%) lower than the revised estimate for 2015–16. This is mainly due to decreased cash flow requirement for non-recurrent projects. In addition, there will be a net increase of 14 posts in 2016–17.

##### Programme (3)

Provision for 2016–17 is \$5.5 million (4.7%) higher than the revised estimate for 2015–16. This is mainly due to increased provision for operating expenses.

##### Programme (4)

Provision for 2016–17 is \$8.1 million (2.8%) higher than the revised estimate for 2015–16. This is mainly due to increased provision for operating expenses. In addition, there will be an increase of one post in 2016–17.

##### Programme (5)

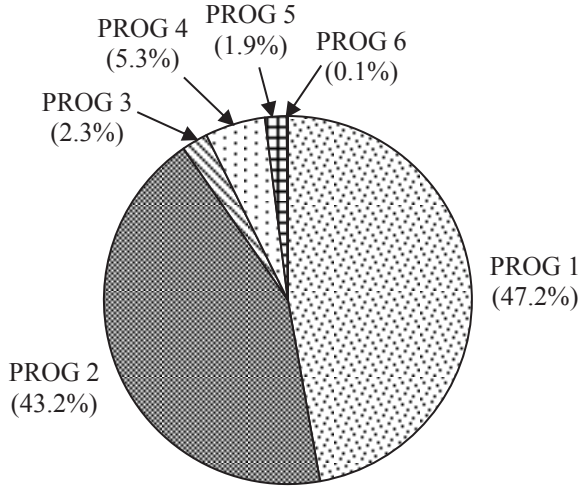
Provision for 2016–17 is \$5.5 million (5.6%) higher than the revised estimate for 2015–16. This is mainly due to increased provision for operating expenses. In addition, there will be an increase of five posts in 2016–17.

##### Programme (6)

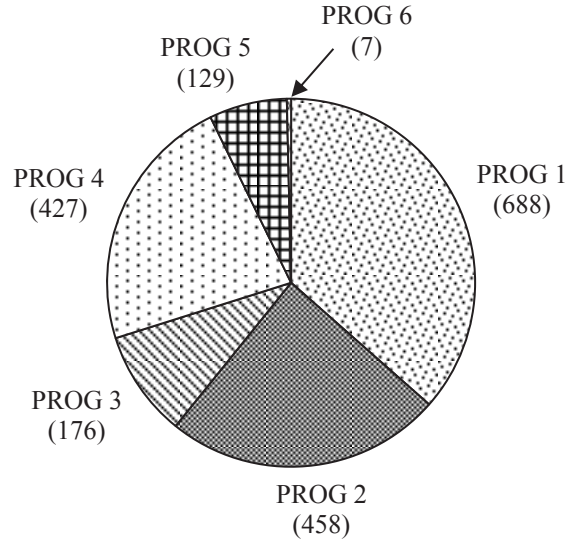
Provision for 2016–17 is \$0.8 million (11.8%) higher than the revised estimate for 2015–16. This is mainly due to increased provision for operating expenses. In addition, there will be an increase of one post in 2016–17.

**Head 44 — ENVIRONMENTAL PROTECTION DEPARTMENT**

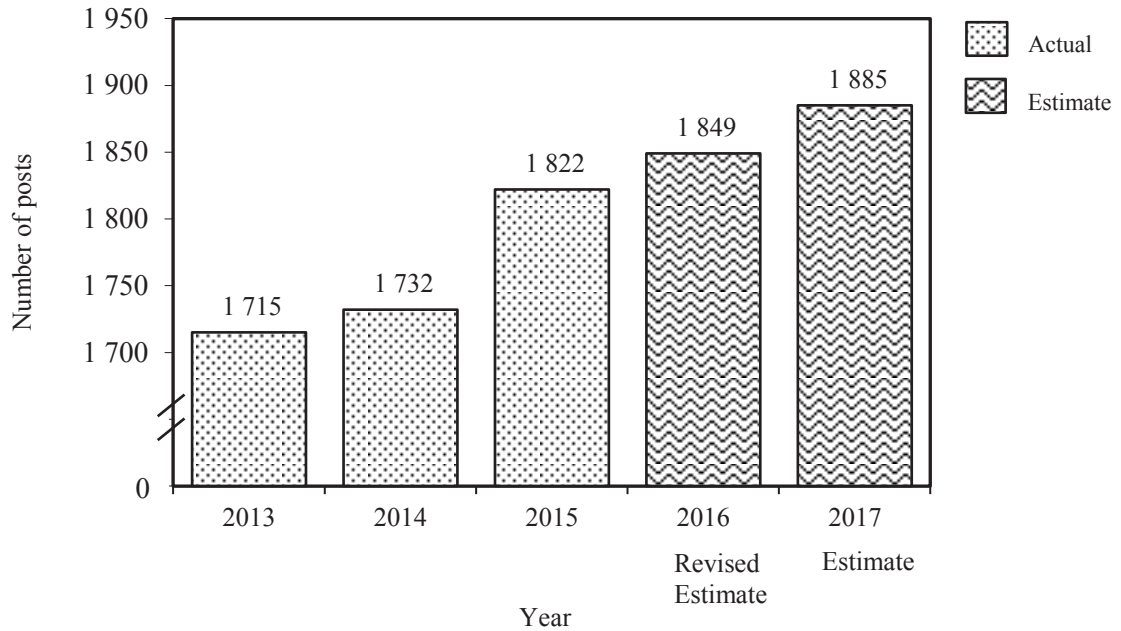
*Allocation of provision to programmes (2016-17)*



*Staff by programme (as at 31 March 2017)*



*Changes in the size of the establishment (as at 31 March)*



**Head 44 — ENVIRONMENTAL PROTECTION DEPARTMENT**

Sub-head (Code)		Actual expenditure 2014–15	Approved estimate 2015–16	Revised estimate 2015–16	Estimate 2016–17
		\$'000	\$'000	\$'000	\$'000
<b>Operating Account</b>					
Recurrent					
000	Operational expenses .....	1,498,875	1,643,784	1,551,246	<b>1,694,188</b>
297	Fees for operation of waste facilities .....	1,450,271	1,862,332	1,638,026	<b>1,802,986</b>
	Total, Recurrent .....	2,949,146	3,506,116	3,189,272	<b>3,497,174</b>
Non-Recurrent					
700	General non-recurrent .....	3,177,994	3,481,488	3,062,924	<b>1,978,861</b>
	Total, Non-Recurrent .....	3,177,994	3,481,488	3,062,924	<b>1,978,861</b>
	Total, Operating Account .....	6,127,140	6,987,604	6,252,196	<b>5,476,035</b>
<b>Capital Account</b>					
Plant, Equipment and Works					
661	Minor plant, vehicles and equipment (block vote) .....	17,733	4,800	4,140	<b>11,110<sup>η</sup></b>
	Plant, vehicles and equipment .....	5,091	3,740	—	<b>—</b>
	Total, Plant, Equipment and Works .....	22,824	8,540	4,140	<b>11,110</b>
	Total, Capital Account .....	22,824	8,540	4,140	<b>11,110</b>
	Total Expenditure .....	6,149,964	6,996,144	6,256,336	<b>5,487,145</b>

η Provision of \$11,110,000 under *Subhead 661 Minor plant, vehicles and equipment (block vote)* represents an increase of \$6,970,000 (168.4%) over the revised estimate for 2015–16. This reflects the updating of the ambit of this block vote subhead as set out in the Introduction to the Estimates and the increased requirements for new or scheduled replacement of equipment.

## Head 44 — ENVIRONMENTAL PROTECTION DEPARTMENT

### Details of Expenditure by Subhead

The estimate of the amount required in 2016–17 for the salaries and expenses of the Environmental Protection Department is \$5,487,145,000. This represents a decrease of \$769,191,000 against the revised estimate for 2015–16 and \$662,819,000 against the actual expenditure in 2014–15.

#### Operating Account

##### Recurrent

**2** Provision of \$1,694,188,000 under *Subhead 000 Operational expenses* is for the salaries, allowances and other operating expenses of the Environmental Protection Department. This represents an increase of \$142,942,000 (9.2%) over the revised estimate for 2015–16. This is mainly due to increased provision for filling of vacancies and new posts in 2016–17, and increased requirement for departmental expenses in connection with measures on waste reduction, air quality monitoring, and environmental protection and conservation.

**3** The establishment as at 31 March 2016 will be 1 849 posts including three supernumerary posts. It is expected that there will be a net increase of 36 posts including one supernumerary post in 2016–17. Subject to certain conditions, the controlling officer may under delegated power create or delete non-directorate posts during 2016–17, but the notional annual mid-point salary value of all such posts must not exceed \$922,726,000.

**4** An analysis of the financial provision under *Subhead 000 Operational expenses* is as follows:

	2014–15 (Actual) (\$'000)	2015–16 (Original) (\$'000)	2015–16 (Revised) (\$'000)	<b>2016–17 (Estimate) (\$'000)</b>
Personal Emoluments				
- Salaries.....	1,012,157	1,071,970	1,074,008	<b>1,125,211</b>
- Allowances.....	23,396	21,003	29,100	<b>30,555</b>
- Job-related allowances.....	609	691	671	<b>712</b>
Personnel Related Expenses				
- Mandatory Provident Fund contribution.....	2,166	4,182	3,167	<b>4,359</b>
- Civil Service Provident Fund contribution.....	19,277	24,276	24,671	<b>29,543</b>
Departmental Expenses				
- Specialist supplies and equipment .....	10,564	11,200	14,310	<b>15,025</b>
- General departmental expenses .....	430,706	510,462	405,319	<b>488,783</b>
	1,498,875	1,643,784	1,551,246	<b>1,694,188</b>

**5** Provision of \$1,802,986,000 under *Subhead 297 Fees for operation of waste facilities* is for contract payments for the operation of waste facilities including the Chemical Waste Treatment Centre, refuse transfer stations, landfills, Sludge Treatment Facility, etc. This represents an increase of \$164,960,000 (10.1%) over the revised estimate for 2015–16. This is mainly due to increased contract payments for the operation of waste facilities and full implementation of diversion of municipal solid waste from South East New Territories Landfill.

#### Capital Account

##### Plant, Equipment and Works

**6** Provision of \$11,110,000 under *Subhead 661 Minor plant, vehicles and equipment (block vote)* represents an increase of \$6,970,000 (168.4%) over the revised estimate for 2015–16. This reflects the updating of the ambit of this block vote subhead as set out in the Introduction to the Estimates and the increased requirements for new or scheduled replacement of equipment.

## Head 44 — ENVIRONMENTAL PROTECTION DEPARTMENT

### Commitments

Sub-head (Code)	Item (Code)	Ambit	Approved commitment	Accumulated expenditure to 31.3.2015	Revised estimated expenditure for 2015–16	Balance
			\$'000	\$'000	\$'000	\$'000
<b><i>Operating Account</i></b>						
700		<i>General non-recurrent</i>				
810		Ex-gratia payment for phasing out pre-Euro IV diesel commercial vehicles .....	11,444,000	3,009,934	2,786,300	5,647,766
823		Retrofitting Franchised Buses with Selective Catalytic Reduction Devices .....	400,000	54,007	37,900	308,093
827		Recycling Fund .....	1,000,000	—	30,000	970,000
831		One-off subsidy to assist vehicle owners to replace the catalytic converters and oxygen sensors of their petrol and liquefied petroleum gas taxis and light buses .....	150,000	72,264	6,000	71,736
840		Pilot Green Transport Fund.....	300,000	22,352	30,298	247,350
842		Trial of Hybrid Buses by Franchised Bus Companies .....	33,325	33,095	132	98
850		Trial of Electric Buses by Franchised Bus Companies .....	180,000	3,530	132,100	44,370
875		One-off grant to encourage early replacement of Euro II diesel commercial vehicles with new ones complying with the prevailing statutory emission standard.....	659,400	648,065	6,674	4,661
880		Enhancement and Extension of the Cleaner Production Partnership Programme.....	150,000	—	28,435	121,565
881		Grant for the operators of the projects under the Restored Landfill Revitalisation Funding Scheme .....	40,000	—	—	40,000
914		Review and development of Marine Water Quality Objectives.....	9,960	9,450	111	399
970		Support to the Second Review of the Deep Bay (Shenzhen Bay) Water Pollution Control Joint Implementation Programme .....	9,800	4,709	1,360	3,731
983		PM2.5 Study for Air Quality Improvement in the Pearl River Delta Region.....	9,800	1,060	3,205	5,535
		<b>Total .....</b>	<b>14,386,285</b>	<b>3,858,466</b>	<b>3,062,515</b>	<b>7,465,304</b>