

Head 48 — GOVERNMENT LABORATORY

Controlling officer: the Government Chemist will account for expenditure under this Head.

Estimate 2016–17 **\$465.0m**

Establishment ceiling 2016–17 (notional annual mid-point salary value) representing an estimated 477 non-directorate posts as at 31 March 2016 rising by three posts to 480 posts as at 31 March 2017 **\$268.4m**

In addition, there will be an estimated seven directorate posts as at 31 March 2016 and as at 31 March 2017.

Commitment balance..... **\$28.9m**

Controlling Officer's Report

Programmes

Programme (1) Statutory Testing This programme contributes to Policy Area 2: Agriculture, Fisheries and Food Safety (Secretary for Food and Health) and Policy Area 15: Health (Secretary for Food and Health).

Programme (2) Advisory and Investigative Services This programme contributes to Policy Area 2: Agriculture, Fisheries and Food Safety (Secretary for Food and Health), Policy Area 9: Internal Security (Secretary for Security), Policy Area 23: Environmental Protection, Conservation, Power and Sustainable Development (Secretary for the Environment) and Policy Area 32: Environmental Hygiene (Secretary for Food and Health).

Programme (3) Forensic Science Services This programme contributes to Policy Area 9: Internal Security (Secretary for Security).

Detail

Programme (1): Statutory Testing

	2014–15 (Actual)	2015–16 (Original)	2015–16 (Revised)	2016–17 (Estimate)
Financial provision (\$m)	182.6	208.5	207.8 (–0.3%)	218.6 (+5.2%)
				(or +4.8% on 2015–16 Original)

Aim

2 The aim is to carry out statutory functions as referee analyst under a number of ordinances and regulations.

Brief Description

3 The Government Chemist discharges statutory functions as referee analyst under various ordinances and regulations. The work involves the analysis of food products for regulatory compliance; the examination of western and Chinese medicines for registration and quality control; the classification of dangerous goods for compliance with the Dangerous Goods Ordinance (Cap. 295); the testing of dutiable commodities for tariff classification; the assessment of toys, children's products and consumer articles for health and safety hazards; the determination of tar and nicotine yields in cigarettes; the assay of gold and platinum articles for fineness; the analysis of consumer goods in relation to the fitness with their trade descriptions; and the verification of products and equipment for compliance with the Weights and Measures Ordinance (Cap. 68). The Laboratory provides 24-hour on-call service to assist the Fire Services Department at scenes of accidents involving hazardous chemicals.

Head 48 — GOVERNMENT LABORATORY

4 In 2015–16, the Laboratory continued outsourcing some of the routine food testing work to private testing laboratories. The resources released from outsourcing were deployed to take up test method development, new testing work arising from amendments of food legislation and activities related to outsourcing such as organisation of technical seminars as well as chemical metrology development. In another area of health concern, the Laboratory continued to provide full support for (a) urgent investigatory analyses of substandard pharmaceuticals and Chinese medicines; (b) investigation into cases of adverse reaction arising from the consumption of proprietary Chinese medicines and/or health products found containing undeclared western drug ingredients; and (c) intoxication incidents related to substitution or contamination of herbs in Chinese herbal medicines. In addition, the Laboratory further strengthened the analytical and advisory support to the Department of Health in the development of Hong Kong Chinese Materia Medica Standards through the setting up of a dedicated workforce. The Laboratory will continue to provide support to the testing and certification industry, for example, arrangement of proficiency tests for local laboratories and provision of reference materials.

5 The key performance measures in respect of statutory testing are:

Targets#

	Target	2014 (Actual)	2015 (Actual)	2016 (Plan)
<i>Testing of:</i>				
food complaint cases within 25 working days (%).....	84 Ω	88	89	84
urgent samples relating to food incidents within two working days (%).....	100	100	100	100
other food samples within reporting time averaging 19 working days (%).....	95	99	98	95
urgent samples relating to pharmaceutical incidents within two working days (%)@.....	95	N.A.	N.A.	95
other pharmaceutical samples within reporting time averaging 25 working days (%)@.....	95	N.A.	N.A.	95
pharmaceuticals (quality control) within reporting time averaging 14 working days (%) Θ	95	98	99	N.A.
pharmaceuticals (registration) within reporting time averaging 30 working days (%) Θ	90	90	98	N.A.
urgent samples relating to Chinese medicine incidents within two working days (%)@.....	95	N.A.	N.A.	95
other Chinese medicine samples within reporting time averaging 30 working days (%)@.....	95	N.A.	N.A.	95
Chinese medicines within reporting time averaging 30 working days (%) Ψ	95	98	98	N.A.
dangerous goods within reporting time averaging 14 working days (%).....	95	98	99	96
dutiable and other commodities within reporting time averaging ten working days (%).....	95	100	99	95
toys and children's products within reporting time averaging 15 working days (%).....	95	100	99	95
consumer goods within reporting time averaging 35 working days (%).....	95	99	99	95
non-pharmaceutical consumer goods (trade descriptions) within reporting time averaging 35 working days (%).....	92 \wedge	97	94	92

For targets where reporting time is mentioned, different samples require different analytical procedures, hence different reporting time. The quoted number of working days required represents an average of reporting time for the different types of samples and test requests within the category, while the target (in percentage) is the total compliance rate of the concerned samples and test requests within a particular category against their respective targets.

Ω The target is revised from 83 per cent to 84 per cent as from 2016.

@ These are new targets as from 2016, which are regrouped into “urgent” and “other” samples to better reflect different levels of urgency.

Head 48 — GOVERNMENT LABORATORY

- ⊖ These targets are replaced by the new targets relating to pharmaceuticals marked with @ as from 2016.
 Ψ This target is replaced by the new targets relating to Chinese medicines marked with @ as from 2016.
 ^ The target is revised from 90 per cent to 92 per cent as from 2016.

Indicators

The key indicators for statutory testing are the numbers of tests performed on the various categories of services.

	2014 (Actual)	2015 (Actual)	2016 (Estimate)
<i>Tests performed</i>			
food complaint samples	12 778	14 317	18 000
urgent samples relating to food incidents	761	316	N.A.‡
other food samples	194 986	196 339	184 000
urgent samples relating to pharmaceutical incidents§ ...	N.A.	N.A.	N.A.‡
other pharmaceutical samples§	N.A.	N.A.	51 000
pharmaceuticals (quality control)ω	27 179	22 025λ	N.A.
pharmaceuticals (registration)ω	30 513	37 929	N.A.
urgent samples relating to Chinese medicine incidents§	N.A.	N.A.	N.A.‡
other Chinese medicine samples§	N.A.	N.A.	80 000
Chinese medicines¶	85 719	82 930	N.A.
dangerous goods	5 120	4 983	5 000
dutiable and other commodities	9 801	5 618	6 000
non-pharmaceutical consumer goods (trade descriptions)	4 608Δ	5 948Δ	5 000
cigarette samples	12 504	12 504	13 000
toys and children's products	18 756	20 400	21 500
consumer goods	14 274	13 076	12 000

‡ As the testing requirements for urgent samples relating to food, pharmaceuticals and Chinese medicine incidents respectively fluctuated in previous years, it is difficult to estimate either the occurrence of these type of incidents or the number of tests required.

§ These are new indicators as from 2016, which are regrouped into “urgent” and “other” samples to better reflect different levels of urgency.

ω These indicators are replaced by the new indicators relating to pharmaceuticals marked with § as from 2016.

λ The analytical requirement for pharmaceutical manufacturing work included under the category of pharmaceuticals (quality control) ceased from January 2015 due to closure of the Pharmaceutical Manufactory of the Department of Health. Hence, there was a decrease in the number of testing requests in 2015.

¶ This indicator is replaced by the new indicators relating to Chinese medicines marked with § as from 2016.

Δ The work relating to the analysis of unforeseen and litigation samples fluctuates from year to year.

Matters Requiring Special Attention in 2016–17

6 During 2016–17, the Laboratory will:

- continue to provide analytical services in support of the implementation of the Food and Drugs (Composition and Labelling) (Amendment) (No. 2) Regulation 2014;
- continue to provide professional advisory and analytical services to support the implementation of the Pesticide Residues in Food Regulation (Cap. 132CM);
- continue to outsource some of the routine food testing work to the private sector to better utilise the Laboratory's resources in developing and performing new tests regarding legislative amendments;
- strengthen the analytical and advisory support to the Department of Health for the formulation and development of Hong Kong Chinese Materia Medica Standards for Chinese herbal medicines commonly used in Hong Kong;
- continue to provide metrology-in-chemistry support for the development of testing and certification industry in Hong Kong; and
- continue to provide professional advisory and analytical services to support the enforcement of the various orders and regulations under the Trade Descriptions Ordinance (Cap. 362). The services will cover analysis and authenticity tests on consumer goods, in particular those related to valuable goods such as jewellery, seafood products and Chinese medicinal products where their authenticity is of public concern.

Head 48 — GOVERNMENT LABORATORY

Programme (2): Advisory and Investigative Services

	2014–15 (Actual)	2015–16 (Original)	2015–16 (Revised)	2016–17 (Estimate)
Financial provision (\$m)	82.2	85.9	85.4 (−0.6%)	88.0 (+3.0%)
				(or +2.4% on 2015–16 Original)

Aim

7 The aim is to provide a wide range of primarily chemical testing and advisory services to other government departments and public institutions.

Brief Description

8 The Laboratory provides comprehensive analytical and advisory services to the Government in the management and monitoring of the environment and in the enforcement of various pollution control measures. Chemical testing of air, water and waste samples for a variety of pollution indicators constitutes the main activity under this programme. Specific incidents of emission or leakage of gaseous substances into the environment involve the Laboratory in on-site investigations. Analytical support is provided to the Hong Kong Observatory's Environmental Radiation Monitoring Programme as well as the Daya Bay Contingency Plan. Other activities include the examination of seepage and swimming pool water samples for the Food and Environmental Hygiene Department, analysis of samples related to evaluation of exposure to occupational hazards for the Labour Department, testing of government supplies for conformity to tender specifications and identifying products made from endangered species. In addition, the Laboratory has provided technical assistance including testing of drinking water samples and on-site investigations to other government departments in the Incident of Lead in Drinking Water.

9 In 2015–16, the Laboratory continued to render analytical support and professional advice to the Government in improving the quality of the environment of Hong Kong and engage in scientific research to further enhance its analytical capabilities in environmental analysis. In addition to its routine commitments, the Laboratory was actively involved in various environmental impact studies and ad hoc projects including the analysis of environmental samples for organic and inorganic pollutants under the Toxic Substances Monitoring Programme. To support the implementation of the Air Pollution Control (Volatile Organic Compounds) Regulation (Cap. 311W), the Laboratory continued to provide analytical services for determining the content of volatile organic compounds in regulated products including architectural paints, vessel paints and pleasure craft paints, printing inks, adhesives and sealants, vehicle refinishing paints and consumer products. Method development and validation work for the analysis of new persistent organic pollutants was continued. In addition, the Laboratory started to provide analytical services in support of the implementation of the Air Pollution Control (Ocean Going Vessels) (Fuel at Berth) Regulation (Cap. 311AA). In 2015, the Laboratory also provided over 260 pieces of professional advice relating to over 1 050 items for classification under the Dangerous Goods Ordinance and over 280 pieces of advice relating to over 520 items supporting implementation of the Chemical Weapons (Convention) Ordinance (Cap. 578) and control of strategic commodities.

10 The key performance measures in respect of advisory and investigative services are:

Targets#

	Target	2014 (Actual)	2015 (Actual)	2016 (Plan)
<i>Testing of:</i>				
air pollution monitoring samples within reporting time averaging 20 working days (%).....	95	99	99	95
field investigation (air pollution) samples within reporting time averaging 12 working days (%).....	96	100	100	96
air pollution samples for litigation purposes within reporting time averaging 18 working days (%).....	97	100	100	97
water quality monitoring samples within reporting time averaging 20 working days (%).....	96	98	97	96
environmental waste monitoring samples within reporting time averaging 27 working days (%).....	95	97	98	95
environmental waste samples for litigation purposes within reporting time averaging 12 working days (%).....	97	100	100	97

Head 48 — GOVERNMENT LABORATORY

	Target	2014 (Actual)	2015 (Actual)	2016 (Plan)
radioactivity monitoring samples within reporting time averaging 12 working days (%).....	95	99	100	95
pesticides formulation samples within reporting time averaging 36 working days (%).....	93	100	100	93
seepage and swimming pool water samples within ten working days (%).....	96	97	99	96
other samples within reporting time averaging 25 working days (%).....	90	99	99	90

For targets where reporting time is mentioned, different samples require different analytical procedures, hence different reporting time. The quoted number of working days required represents an average of reporting time for the different types of samples and test requests within the category, while the target (in percentage) is the total compliance rate of the concerned samples and test requests within a particular category against their respective targets.

Indicators

The key indicators for advisory and investigative services are the numbers of tests performed on the various categories of services.

	2014 (Actual)	2015 (Actual)	2016 (Estimate)
<i>Tests performed</i>			
air pollution monitoring samples	64 157	62 148	60 000
air pollution samples for litigation purposes.....	3 691	2 783	3 000
field investigation (air pollution) samples	463	476	410
water quality monitoring samples	127 242	128 920	123 000
environmental waste monitoring samples.....	11 017	10 799	11 400
environmental waste samples for litigation purposes	127	528	500
pesticides formulation samples	408	350	310
seepage and swimming pool water samples	30 393	35 248	40 000
miscellaneous			
radioactivity monitoring samples.....	5 011	5 199	4 700
other samples.....	9 000	19 434Φ	9 150

Φ The high output in 2015 was due to the testing of samples related to Incident of Lead in Drinking Water.

Matters Requiring Special Attention in 2016–17

11 During 2016–17, the Laboratory will continue to provide:

- analytical services in support of the implementation of the Air Pollution Control (Ocean Going Vessels) (Fuel at Berth) Regulation, and
- support to government departments in relation to the implementation of the Stockholm Convention on Persistent Organic Pollutants and the Rotterdam Convention on the Prior Informed Consent Procedure for Certain Hazardous Chemicals and Pesticides in International Trade.

Programme (3): Forensic Science Services

	2014–15 (Actual)	2015–16 (Original)	2015–16 (Revised)	2016–17 (Estimate)
Financial provision (\$m)	144.0	151.4	159.3 (+5.2%)	158.4 (-0.6%)
				(or +4.6% on 2015–16 Original)

Aim

12 The aim is to provide comprehensive and unbiased forensic science services to the criminal justice system.

Head 48 — GOVERNMENT LABORATORY

Brief Description

13 The Laboratory provides comprehensive and impartial forensic science services to the law enforcement departments, which include mainly the Hong Kong Police Force, the Customs and Excise Department, the Immigration Department and the Fire Services Department. The services include crime scene investigation, traffic accident reconstruction, fire investigation, DNA profiling, drugs of abuse examination, toxicology analysis and questioned documents examination. A 24-hour and express service is also provided for these scientific examinations to fulfil the immediate client's need.

14 Additionally, the screening and monitoring, through urine testing (urinalysis), of the drug-abuse behaviour of persons under imprisonment, rehabilitation or probation is conducted for the Department of Health (Methadone Maintenance Scheme), the Social Welfare Department, the Correctional Services Department, the Hong Kong Police Force and other organisations requiring this service.

15 The targets are defined to be the percentage of completed cases whose individual case-completion time does not exceed a specified number of working day(s). The key performance measures in respect of the forensic science services are:

Targets

	Target	2014 (Actual)	2015 (Actual)	2016 (Plan)
<i>Cases for:</i>				
biochemical grouping (DNA profiling) - non-complicated cases completed within 60 working days (%) ^β	90	95	99	90^β
complicated cases completed within 130 working days (%)	90	93	98	90
DNA database (DNA profiling) completed within 22 working days (%)	90	99	98	90
parentage testing (DNA profiling) completed within 22 working days (%) ^Δ	90	97	97	90
trace evidence completed within 66 working days (%)	90	98	97	90
accident reconstruction completed within 66 working days (%)	90	90	91	90
illicit drug seizures completed within 11 working days (%)	90	94	93	90
major illicit drug seizures and manufacturing completed within 44 working days (%)	90	93	93	90
other illegal drug activities completed within 120 working days (%)	90	96	94	90
analytical toxicology completed within 33 working days (%)	85	88	90	85
drug urinalysis - methadone clinics completed within 11 working days (%)	90	92	91	90
judicial-confirmation (routine) completed within 22 working days (%)	85	100	99	85
judicial-confirmation (enhanced probation) completed within six working days (%) ^φ	100	100	100	100^φ
drug-driving completed within 33 working days (%)	85	94	94	85
drink-driving completed within 11 working days (%)	90	98	97	90
handwriting examination completed within 66 working days (%)	85	95	95	85
counterfeiting/forgery completed within 30 working days (%) ^Ω	90	95	96	90^Ω
express counterfeiting/forgery service completed within one working day (%)	99	100	100	99

β From 2016 onwards, the turnaround time of the non-complicated DNA profiling cases is shortened from 66 to 60 working days.

Head 48 — GOVERNMENT LABORATORY

- Δ The figures represent the number of working days lapsed between the reception by the Laboratory of samples for genetic testing and the issuing of genetic data after completion of DNA analysis of these samples within the Laboratory.
- φ From 2016 onwards, the turnaround time of the judicial-confirmation (enhanced probation) drug urinalysis is reset from five to six working days with the day of receipt of samples being included in the calculation. The performance pledge of this service remains unchanged.
- Ω From 2016 onwards, the turnaround time of the counterfeiting/forgery cases is shortened from 33 to 30 working days.

Indicators

Key indicators for the forensic science services are the number of cases investigated in each category, statutory certificates or technical reports and witness statements issued and crime scenes attended.

	2014 (Actual)	2015 (Actual)	2016 (Estimate)
<i>Criminalistics and Quality Management Group</i>			
cases investigated			
DNA database	3 065	2 906	2 900
biochemical sciences -			
non-complicated	557	603	620
complicated	1 207	1 208	1 220
parentage testing	2 834	2 476	2 500
chemical sciences	621	661	700
physical sciences	800	670	700
<i>Drugs, Toxicology and Documents Group</i>			
cases investigated			
controlled drugs	5 152	5 060	5 100
analytical toxicology	2 537	2 428	2 600
drug urinalysis -			
methadone clinics	10 097	9 716	10 000
judicial-confirmation (routine)	25 810	20 468	21 000
judicial-confirmation (enhanced probation)	1 161	1 867	1 900
drug-driving	35	31	35
drink-driving	54	62	60
questioned documents	509	571	550
<i>Forensic Science Division</i>			
statutory certificates issued	5 343	5 248	5 300
technical reports/statements	12 177	11 997	12 000
crime scenes attended	422	310	360

Matters Requiring Special Attention in 2016–17

16 During 2016–17, the Laboratory will continue to provide analytical support to government departments in urinalysis service for measures combating the youth drug abuse problem, such as enhanced probation scheme at all seven magistracies in Hong Kong.

Head 48 — GOVERNMENT LABORATORY

ANALYSIS OF FINANCIAL PROVISION

	2014–15 (Actual) (\$m)	2015–16 (Original) (\$m)	2015–16 (Revised) (\$m)	2016–17 (Estimate) (\$m)
Programme				
(1) Statutory Testing	182.6	208.5	207.8	218.6
(2) Advisory and Investigative Services	82.2	85.9	85.4	88.0
(3) Forensic Science Services	144.0	151.4	159.3	158.4
	408.8	445.8	452.5 (+1.5%)	465.0 (+2.8%)
				(or +4.3% on 2015–16 Original)

Analysis of Financial and Staffing Provision

Programme (1)

Provision for 2016–17 is \$10.8 million (5.2%) higher than the revised estimate for 2015–16. This is mainly due to the increased requirement for procurement of equipment and specialist supplies, increased provision for personal emoluments, and other operating expenses. There will be an increase of five posts.

Programme (2)

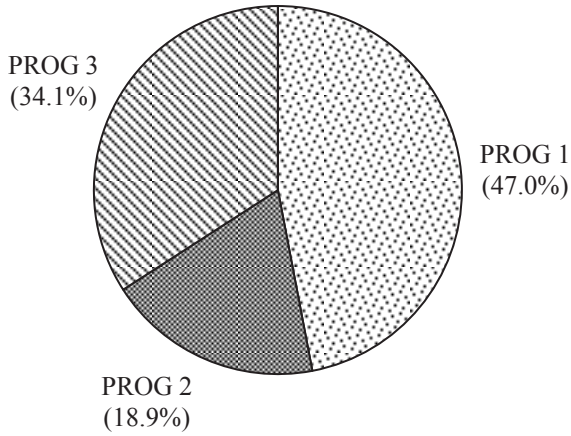
Provision for 2016–17 is \$2.6 million (3.0%) higher than the revised estimate for 2015–16. This is mainly due to increased requirement for procurement of equipment and specialist supplies, and increased provision for personal emoluments.

Programme (3)

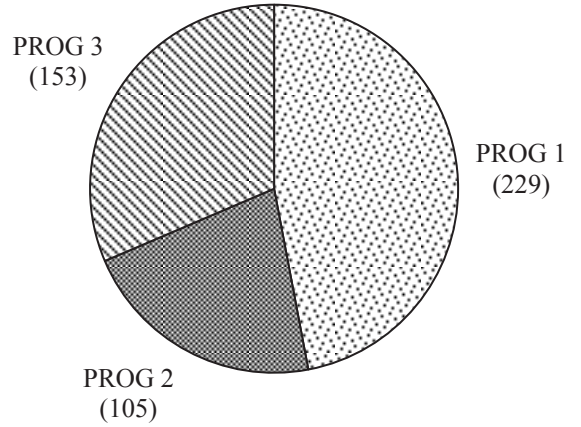
Provision for 2016–17 is \$0.9 million (0.6%) lower than the revised estimate for 2015–16. This is mainly due to reduced requirement for procurement of equipment and specialist supplies, and other operating expenses. There will be a net decrease of two posts.

Head 48 — GOVERNMENT LABORATORY

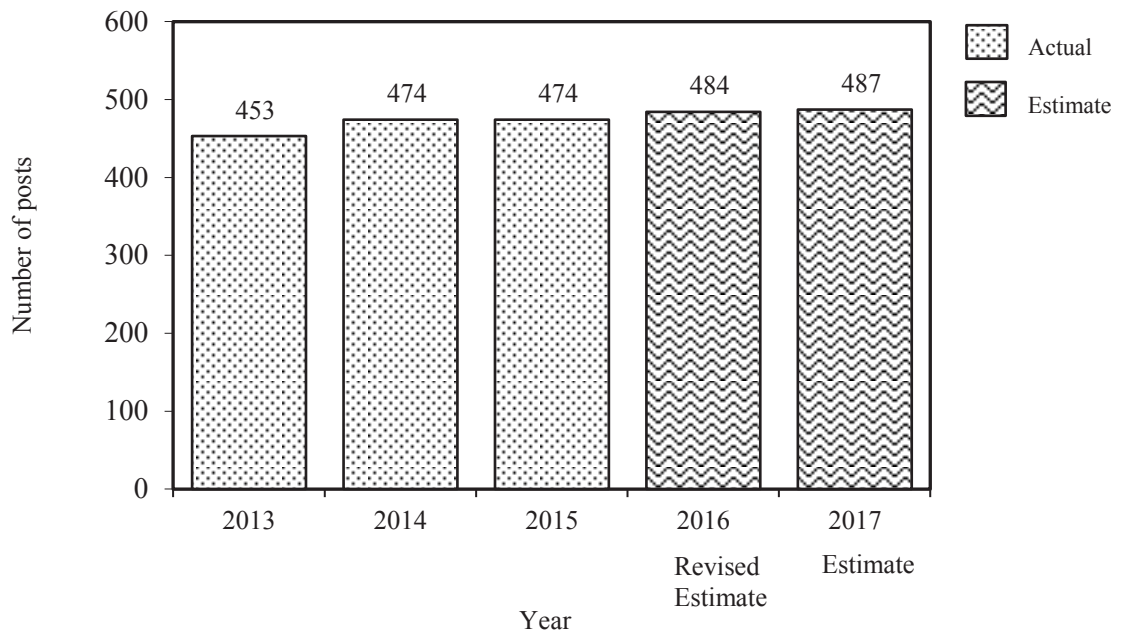
Allocation of provision to programmes (2016-17)



Staff by programme (as at 31 March 2017)



Changes in the size of the establishment (as at 31 March)



Head 48 — GOVERNMENT LABORATORY

Sub-head (Code)	Actual expenditure 2014–15	Approved estimate 2015–16	Revised estimate 2015–16	Estimate 2016–17	
	\$'000	\$'000	\$'000	\$'000	
Operating Account					
Recurrent					
000	Operational expenses	362,908	375,009	385,307	390,069
	Total, Recurrent	362,908	375,009	385,307	390,069
	Total, Operating Account	362,908	375,009	385,307	390,069
Capital Account					
Plant, Equipment and Works					
603	Plant, vehicles and equipment.....	31,838	56,396	52,756	20,260
661	Minor plant, vehicles and equipment (block vote).....	14,079	14,394	14,394	54,641^η
	Total, Plant, Equipment and Works.....	45,917	70,790	67,150	74,901
	Total, Capital Account.....	45,917	70,790	67,150	74,901
	Total Expenditure	408,825	445,799	452,457	464,970

η Provision of \$54,641,000 under *Subhead 661 Minor plant, vehicles and equipment (block vote)* represents an increase of \$40,247,000 (279.6%) over the revised estimate for 2015–16. This reflects the updating of the ambit of this block vote subhead as set out in the Introduction to the Estimates and the increased requirement for scheduled replacement of minor plant and equipment.

Head 48 — GOVERNMENT LABORATORY

Details of Expenditure by Subhead

The estimate of the amount required in 2016–17 for the salaries and expenses of the Government Laboratory is \$464,970,000. This represents an increase of \$12,513,000 over the revised estimate for 2015–16 and \$56,145,000 over the actual expenditure in 2014–15.

Operating Account

Recurrent

2 Provision of \$390,069,000 under *Subhead 000 Operational expenses* is for the salaries, allowances and other operating expenses of the Government Laboratory.

3 The establishment as at 31 March 2016 will be 484 posts. It is expected that there will be a net increase of three posts in 2016–17. Subject to certain conditions, the controlling officer may under delegated power create or delete non-directorate posts during 2016–17, but the notional annual mid-point salary value of all such posts must not exceed \$268,436,000.

4 An analysis of the financial provision under *Subhead 000 Operational expenses* is as follows:

	2014–15 (Actual) (\$'000)	2015–16 (Original) (\$'000)	2015–16 (Revised) (\$'000)	2016–17 (Estimate) (\$'000)
Personal Emoluments				
- Salaries.....	259,899	272,355	281,491	292,223
- Allowances.....	1,869	1,824	2,986	1,991
Personnel Related Expenses				
- Mandatory Provident Fund contribution.....	652	812	588	896
- Civil Service Provident Fund contribution.....	10,653	12,465	12,859	14,149
Departmental Expenses				
- General departmental expenses	89,835	87,553	87,383	80,810
	362,908	375,009	385,307	390,069

Capital Account

Plant, Equipment and Works

5 Provision of \$54,641,000 under *Subhead 661 Minor plant, vehicles and equipment (block vote)* represents an increase of \$40,247,000 (279.6%) over the revised estimate for 2015–16. This reflects the updating of the ambit of this block vote subhead as set out in the Introduction to the Estimates and the increased requirement for scheduled replacement of minor plant and equipment.

Head 48 — GOVERNMENT LABORATORY

Commitments

Sub-head (Code)	Item (Code)	Ambit	Approved commitment	Accumulated expenditure to 31.3.2015	Revised estimated expenditure for 2015–16	Balance
			\$'000	\$'000	\$'000	\$'000
Capital Account						
603		<i>Plant, vehicles and equipment</i>				
	802	Acquisition of a set of nuclear magnetic resonance spectroscopy system	9,975	—	1,000	8,975
	856	Replacement of a high performance liquid chromatograph with tandem mass spectrometer (set no. 2).....	4,515	—	3,889	626
	857	Replacement of a gas chromatographic mass spectrometer system with a gas chromatographic mass spectrometric system with various detectors	2,940	—	2,700	240
	858	Replacement of a gas chromatograph tandem mass spectrometer system for analysing of trace organic pollutants in environmental samples	2,903	—	2,758	145
	864	Replacement of an integrated gas chromatography with mass selective detector and electron capture detector with an integrated gas chromatographic system	2,903	—	2,758	145
	866	Replacement of a X-ray diffractometer system with a powder X-ray diffractometer system	2,205	—	—	2,205
	868	Replacement of a high performance liquid chromatograph system with a high performance liquid chromatograph with a high resolution mass spectrometric detector.....	5,500	—	4,800	700
	869	Replacement of a high performance liquid chromatograph with tandem mass spectrometer (set no. 1).....	5,040	—	4,700	340
	895	Acquisition of a set of equipment to support the new Pesticide Residues in Food Regulation.....	6,720	4,055	1,848	817
	898	Acquisition of an integrated high performance liquid chromatographic system with ultra-high resolution mass analyser	9,975	—	—	9,975
	899	Acquisition of a set of equipment for toy and children's products safety testing.....	9,975	—	5,200	4,775
		Total	<u>62,651</u>	<u>4,055</u>	<u>29,653</u>	<u>28,943</u>