

Head 26 — CENSUS AND STATISTICS DEPARTMENT

Controlling officer: the Commissioner for Census and Statistics will account for expenditure under this Head.

Estimate 2021–22 **\$1,254.9m**

Establishment ceiling 2021–22 (notional annual mid-point salary value) representing an estimated 1 364 non-directorate posts as at 31 March 2021 reducing by 95 posts to 1 269 posts as at 31 March 2022..... **\$620.5m**

In addition, there will be an estimated seven directorate posts as at 31 March 2021 and as at 31 March 2022.

Controlling Officer's Report

Programmes

Programme (1) Trade Statistics This programme contributes to Policy Area 6: Commerce and Industry (Secretary for Commerce and Economic Development) and Policy Area 27: Intra-Governmental Services (Secretary for Financial Services and the Treasury).

Programme (2) Social Statistics
Programme (3) National Accounts and Balance of Payments Statistics These programmes contribute to Policy Area 27: Intra-Governmental Services (Secretary for Financial Services and the Treasury).

Programme (4) General Statistical Services

Programme (5) Price/Industry/Service Statistics This programme contributes to Policy Area 17: Information Technology and Broadcasting (Secretary for Innovation and Technology) and Policy Area 27: Intra-Governmental Services (Secretary for Financial Services and the Treasury).

Programme (6) Labour Statistics This programme contributes to Policy Area 27: Intra-Governmental Services (Secretary for Financial Services and the Treasury).

Detail

Programme (1): Trade Statistics

	2019–20 (Actual)	2020–21 (Original)	2020–21 (Revised)	2021–22 (Estimate)
Financial provision (\$m)	187.9	204.3	185.5 (–9.2%)	202.1 (+8.9%)
				(or –1.1% on 2020–21 Original)

Aim

2 The aim is to process import/export declarations and cargo manifests, to safeguard the Government's revenue from import/export declaration charges, and to produce and analyse trade statistics.

Brief Description

3 The work involves:

- processing import/export declarations submitted by importers/exporters and cargo manifests submitted by carriers;
- matching import/export declarations and cargo manifests to ensure full collection of import/export declaration charges;
- designing commodity classification systems and compiling trade statistics;
- conducting monthly surveys on trade related to outward processing in the Mainland;
- conducting surveys on re-export trade for estimating the rates of re-export margin;
- conducting supplementary surveys to track the latest developments in the trade structure of Hong Kong;

Head 26 — CENSUS AND STATISTICS DEPARTMENT

- collecting data for adjusting import statistics to a free-on-board basis to facilitate compilation of national income and balance of payments (BoP) statistics and international comparison of trade data;
- compiling import/export specification price indices;
- compiling port cargo statistics and container statistics;
- conducting an annual survey to collect data on trade in services and offshore trade in goods; and
- compiling inward foreign affiliates statistics of Hong Kong.

4 The key performance measures are:

Targets

	Target	2019 (Actual)	2020 (Actual)	2021 (Plan)
provision of statistics requiring simple action (working days)	0.5	0.2	0.2	0.2
provision of photocopies or softcopies containing detailed information upon receipt of a firm order (working days).....	2	2	2	2
assistance in completion of import/export declarations or cargo manifests				
simple enquiries by telephone or personal visit (minutes)	4	4	4	4
complex enquiries by telephone or personal visit (working days)	1	1	1	1
written enquiries (working days)	1	1	1	1
time after reference period for release of monthly trade statistics (weeks)	4	4	4	4
time required for issuing notices for outstanding import/export declarations (months)	1.5	1.2	1.3	1.2

Indicators

	2019 (Actual)	2020 (Actual)	2021 (Estimate)
import/export declarations checked (million)	19.6	18.7 Δ	18.7
cargo manifests processed (million).....	7.4	6.1 Δ	6.1
statistical reports/publications produced	8	8	8
surveys conducted	6	6	6

Δ The decrease in 2020 was due to the slackening in external merchandise trade amid the global economic downturn.

Matters Requiring Special Attention in 2021–22

5 During 2021–22, the Department will continue to support the use of electronic submission services for import/export declarations and cargo manifests.

Programme (2): Social Statistics

	2019–20 (Actual)	2020–21 (Original)	2020–21 (Revised)	2021–22 (Estimate)
Financial provision (\$m)	160.9	258.8	244.0 (–5.7%)	615.5 (+152.3%)

(or +137.8% on
2020–21 Original)

Aim

6 The aim is to produce and analyse demographic, labour force and social statistics, and to maintain a register of quarters as a sampling frame for conducting household surveys.

Head 26 — CENSUS AND STATISTICS DEPARTMENT

Brief Description

- 7 The work involves:
- conducting population censuses/by-censuses at five-yearly intervals;
 - compiling vital statistics and population statistics and making population projections;
 - conducting a continuous General Household Survey with a core part to collect data on the labour force, employment, unemployment and underemployment and a supplementary part to collect data on a variety of social topics;
 - organising the Thematic Household Survey (THS) series to meet the statistical data requirements of bureaux and departments under a contracting-out mode; and
 - maintaining an up-to-date register of quarters.
- 8 The key performance measures are:

Targets

	Target	2019 (Actual)	2020 (Actual)	2021 (Plan)
provision of statistics requiring simple action (working days)	1	1	1	1
provision of photocopies or softcopies containing detailed information upon receipt of a firm order (working days).....	4	4	4	4
time after reference period or time-point for release of				
half-yearly population statistics (months)	1.7	1.6	1.5	1.5
annual vital statistics (months).....	7.5	7.5	7.5	7.5
unemployment and underemployment statistics for three-month periods (days).....	18	18	18	18

Indicators

	2019 (Actual)	2020 (Actual)	2021 (Estimate)
quarters records updated	195 000#	541 000#	140 000
households enumerated¶	85 000δ	98 000‡	2 099 000λ
statistical systems maintained/enhanced/developed	10	10	10
statistical reports/publications producedφ	9	10	8
surveys conductedΨ	5^	5§	4μ

More quarters records were updated in 2019 and 2020 arising from the special exercise on updating the sampling frame for the 2021 Population Census (21C).

¶ Excluding households enumerated in surveys contracted out to private survey research firms.

δ Including households enumerated in the Survey on Persons with Disabilities and Chronic Diseases and the Small-scale Test Survey of 21C.

‡ Including households enumerated in the Survey on Persons with Disabilities and Chronic Diseases and the Pilot Survey of 21C.

λ Including households expected to be enumerated in the 21C and the Post Enumeration Survey of the 21C.

φ The figures vary according to the requirements of bureaux and departments for conducting THS series as well as the scale and complexity of the surveys concerned.

Ψ Including household surveys contracted out to private survey research firms.

^ Including the Survey on Persons with Disabilities and Chronic Diseases and the Small-scale Test Survey of 21C.

§ Including the Survey on Persons with Disabilities and Chronic Diseases and the Pilot Survey of 21C.

μ Including the 21C and the Post Enumeration Survey of the 21C.

Matters Requiring Special Attention in 2021–22

9 In mid-2021, the Department will conduct the 21C, a large-scale project to obtain up-to-date benchmark information on the demographic and socio-economic characteristics of the Hong Kong population and on its geographical distribution.

Head 26 — CENSUS AND STATISTICS DEPARTMENT

Programme (3): National Accounts and Balance of Payments Statistics

	2019–20 (Actual)	2020–21 (Original)	2020–21 (Revised)	2021–22 (Estimate)
Financial provision (\$m)	92.4	101.8	93.3 (–8.3%)	100.9 (+8.1%)
				(or –0.9% on 2020–21 Original)

Aim

10 The aim is to produce and analyse Gross Domestic Product (GDP), Gross National Income (GNI), BoP and related statistics in a timely and accurate manner, and to assist in the preparation of Government’s forecasts of various economic aggregates.

Brief Description

11 The work involves:

- compiling quarterly and annual GDP and GNI statistics based on international statistical standards recommended in the “System of National Accounts” of the United Nations;
- compiling quarterly and annual BoP, international investment position and external debt statistics in accordance with the standards stipulated in the “Balance of Payments and International Investment Position Manual” of the International Monetary Fund;
- conducting survey work for collecting data required for the compilation of annual external direct investment statistics as well as quarterly and annual GNI, BoP and related statistics; and
- providing data and professional support for performing econometric modelling related to the production of short-term and medium-term forecasts of economic aggregates.

12 The key performance measures are:

Targets

	Target	2019 (Actual)	2020 (Actual)	2021 (Plan)
provision of statistics requiring simple action (working days)	1.0	0.4	0.4	0.4
time after reference period for release of various statistics (months)				
quarterly GDP by expenditure component	1.2@	1.3	1.0	1.0
annual GDP by expenditure component	1.2@	2.0	1.1	0.9
quarterly GDP by economic activity	3.0	2.6	2.7#	2.6
annual GDP by economic activity	11	11	11	11
quarterly GNI	3.0	2.5	2.6#	2.5
annual GNI	3.0	2.5	3.0#	2.5
quarterly BoP statistics	3.0	2.7	2.8#	2.7
annual BoP statistics	3.0	2.7	3.0#	2.7
annual external direct investment statistics	12	12	12	12
quarterly statistics on international investment position	3.0	2.7	2.8#	2.7
annual statistics on international investment position	3.0	2.7	3.0#	2.7
quarterly external debt statistics	3.0	2.7	2.8#	2.7
annual external debt statistics	3.0	2.7	3.0#	2.7

@ Ongoing effort is made to enhance the timeliness of the first release of the GDP statistics. The release has been significantly advanced with the introduction of an advance GDP estimate since the reference year of 2019. Since 2021, the target time for the release of the quarterly and annual GDP by expenditure component has also been revised from 2 and 2.5 months respectively to 1.2 months after the reference period.

With the implementation of special work arrangements for government employees in the light of the COVID-19 pandemic, release of some statistics scheduled for March 2020 was postponed by one to two weeks.

Head 26 — CENSUS AND STATISTICS DEPARTMENT

Indicators

	2019 (Actual)	2020 (Actual)	2021 (Estimate)
statistical reports/publications produced	4	4	4
surveys conducted	1	1	1

Matters Requiring Special Attention in 2021–22

13 The Department will continue to enhance the methodology and compilation framework in respect of national accounts, BoP and related statistics to take account of the latest international standards and local economic developments.

Programme (4): General Statistical Services

	2019–20 (Actual)	2020–21 (Original)	2020–21 (Revised)	2021–22 (Estimate)
Financial provision (\$m)	31.9	37.6	33.9 (–9.8%)	36.5 (+7.7%)
				(or –2.9% on 2020–21 Original)

Aim

14 The aim is to provide statistical consultancy services and to maintain quality standards in statistical work.

Brief Description

15 The work involves:

- providing professional assistance to bureaux and departments in statistical work;
- promoting statistical literacy and application of statistics in the community;
- co-ordinating statistical work to ensure data compatibility and maintain quality standards;
- publishing general digests of statistics;
- promoting and facilitating further improvement of statistical services under the Department's e-government strategy, including continuous enhancement of the Department's website;
- promoting the use of official statistics through dissemination in an open data approach; and
- developing the overall information technology (IT) strategy of the Department, co-ordinating IT applications in statistical work and providing related business analysis and technical support.

16 The key performance measures are:

Target

	Target	2019 (Actual)	2020 (Actual)	2021 (Plan)
provision of statistics requiring simple action (working days)	1	1	1	1

Indicators

	2019 (Actual)	2020 (Actual)	2021 (Estimate)
projects of bureaux and departments for which the Department has provided assistance	10	10	10
statistical reports/publications produced	5	5	5

Matters Requiring Special Attention in 2021–22

17 The need for objective, up-to-date and quality statistical information to facilitate policy planning in the Government as well as community understanding and discussion of public issues continues to increase. To meet this need, the Department will continue to upgrade the quality of statistical services in terms of timeliness, relevance and user serviceability. It will continue to co-ordinate statistical activities across government departments to ensure data compatibility and maintain quality standards.

Head 26 — CENSUS AND STATISTICS DEPARTMENT

18 The Department will continue to promote statistical literacy and applications of statistics in the community through organising seminars to facilitate correct interpretation and proper use of statistics.

19 The Department will continue to use modern technologies in the dissemination of statistical information and enhance its website to make it more convenient for users to obtain statistical information.

Programme (5): Price/Industry/Service Statistics

	2019–20 (Actual)	2020–21 (Original)	2020–21 (Revised)	2021–22 (Estimate)
Financial provision (\$m)	184.1	210.7	192.7 (–8.5%)	192.1 (–0.3%)
				(or –8.8% on 2020–21 Original)

Aim

20 The aim is to produce and analyse price, industry and service statistics.

Brief Description

21 The work involves:

- compiling on a monthly basis Consumer Price Indices (CPIs) and index numbers relating to costs of labour and materials used in building and construction projects;
- conducting a Household Expenditure Survey (HES) on a quinquennial basis to collect up-to-date information on household expenditure pattern for rebasing the CPIs;
- conducting an annual economic survey covering all major industry sectors to collect detailed data in respect of the business performance and operating characteristics of these sectors;
- conducting monthly and quarterly economic surveys to collect data for compiling short-term indicators of the business performance of selected industry sectors;
- conducting an annual survey to collect both data and views of companies in Hong Kong with parent companies located outside Hong Kong;
- conducting an annual survey to collect data on innovation activities, including research and development, in the business sector; and
- conducting an ad hoc survey to collect data on IT usage and penetration in the business sector.

22 The key performance measures are:

Targets

	Target	2019 (Actual)	2020 (Actual)	2021 (Plan)
provision of statistics requiring simple action (working days)	1	1	1	1
provision of photocopies or softcopies containing detailed information upon receipt of a firm order (working days).....	4	4	4	4
time after reference period for release of results of various surveys (months)				
Monthly Survey of Retail Sales	1.1	1.0	1.0	1.0
Quarterly Survey of Service Industries	2.4	2.3	2.3	2.3
Quarterly Survey of Restaurant Receipts and Purchases.....	1.2	1.1	1.1	1.1
Annual Survey of Economic Activities.....	11	11	11	11
time after reference period for release of CPIs (days)	22	21	21	21

Head 26 — CENSUS AND STATISTICS DEPARTMENT

Indicators

	2019 (Actual)	2020 (Actual)	2021 (Estimate)
establishments enumerated.....	256 100	261 600	277 100
households enumerated.....	1 980 ^ψ	5 270 ^ψ	—
price quotations collected.....	593 900	589 600	618 700 [#]
statistical reports/publications produced.....	23	23	23
surveys conducted.....	17 ^α	16 ^β	16 ^μ

^ψ Including the number of households enumerated in the 2019–20 HES.

[#] Including price quotations collected for an ad hoc programme of price study.

^α Including the 2019–20 HES and the Survey on Information Technology Usage and Penetration in the Business Sector for 2019.

^β Including the 2019–20 HES.

^μ Including the Survey on Information Technology Usage and Penetration in the Business Sector for 2021.

Matters Requiring Special Attention in 2021–22

23 The Department will:

- continue to enhance the compilation framework in respect of the innovation and technology statistics to meet the increasing data demands; and
- release the results of the 2019–20 HES and new series of CPIs with updated weights.

Programme (6): Labour Statistics

	2019–20 (Actual)	2020–21 (Original)	2020–21 (Revised)	2021–22 (Estimate)
Financial provision (\$m)	96.1	108.5	98.7 (–9.0%)	107.8 (+9.2%)
				(or –0.6% on 2020–21 Original)

Aim

24 The aim is to produce and analyse statistics on employment, vacancies, wage, labour earnings and manpower requirements and to maintain a Central Register of Establishments (CRE) as a sampling frame for conducting establishment surveys.

Brief Description

25 The work involves:

- compiling employment, vacancies, wage and labour earnings statistics;
- compiling statistics on manpower requirements and training needs; and
- maintaining the CRE.

26 The key performance measures are:

Targets

	Target	2019 (Actual)	2020 (Actual)	2021 (Plan)
provision of statistics requiring simple action (working days).....	1	1	1	1
provision of photocopies or softcopies containing detailed information upon receipt of a firm order (working days).....	4	4	4	4
time after reference period for release of results of quarterly surveys (weeks).....	13	13	13	13

Head 26 — CENSUS AND STATISTICS DEPARTMENT

Indicators

	2019 (Actual)	2020 (Actual)	2021 (Estimate)
records of establishments updated	864 000	721 000 [^]	721 000
establishments enumerated.....	760 000	752 000 [^]	752 000
statistical reports/publications produced	5	5	5
surveys conducted	5	5	5

[^] The decrease in 2020 was mainly due to fewer new business registrations and applications for change in business registration particulars received from the Business Registration Office.

Matters Requiring Special Attention in 2021–22

27 The Department will continue to:

- enhance the labour statistics compilation framework so that comprehensive, timely and reliable statistics can be made available to facilitate related policy reviews and formulation; and
- maintain and update the CRE, and upkeep the Hong Kong Standard Industrial Classification so as to foster international comparability and to reflect the economic activities of Hong Kong.

Head 26 — CENSUS AND STATISTICS DEPARTMENT

ANALYSIS OF FINANCIAL PROVISION

Programme	2019–20 (Actual) (\$m)	2020–21 (Original) (\$m)	2020–21 (Revised) (\$m)	2021–22 (Estimate) (\$m)
(1) Trade Statistics.....	187.9	204.3	185.5	202.1
(2) Social Statistics.....	160.9	258.8	244.0	615.5
(3) National Accounts and Balance of Payments Statistics	92.4	101.8	93.3	100.9
(4) General Statistical Services	31.9	37.6	33.9	36.5
(5) Price/Industry/Service Statistics	184.1	210.7	192.7	192.1
(6) Labour Statistics	96.1	108.5	98.7	107.8
	753.3	921.7	848.1 (–8.0%)	1,254.9 (+48.0%)
				(or +36.2% on 2020–21 Original)

Analysis of Financial and Staffing Provision

Programme (1)

Provision for 2021–22 is \$16.6 million (8.9%) higher than the revised estimate for 2020–21. This is mainly due to the increased salary provision for filling of vacancies and staff changes.

Programme (2)

Provision for 2021–22 is \$371.5 million (152.3%) higher than the revised estimate for 2020–21. This is mainly due to the additional provision for conducting the 21C, as well as the increased salary provision for filling of vacancies and staff changes, partly offset by the deletion of 90 posts in 2021–22 upon the completion of the fieldwork of the 21C.

Programme (3)

Provision for 2021–22 is \$7.6 million (8.1%) higher than the revised estimate for 2020–21. This is mainly due to the increased salary provision for filling of vacancies and staff changes and the increased operating expenses.

Programme (4)

Provision for 2021–22 is \$2.6 million (7.7%) higher than the revised estimate for 2020–21. This is mainly due to the increased salary provision for filling of vacancies and staff changes.

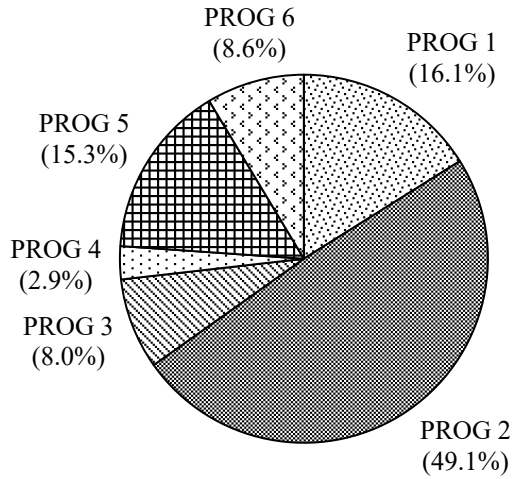
Programme (5)

Provision for 2021–22 is \$0.6 million (0.3%) lower than the revised estimate for 2020–21. This is mainly due to the deletion of five posts in 2021–22 and reduced expenses upon the completion of the 2019–20 HES, partly offset by the increased salary provision for filling of vacancies and staff changes.

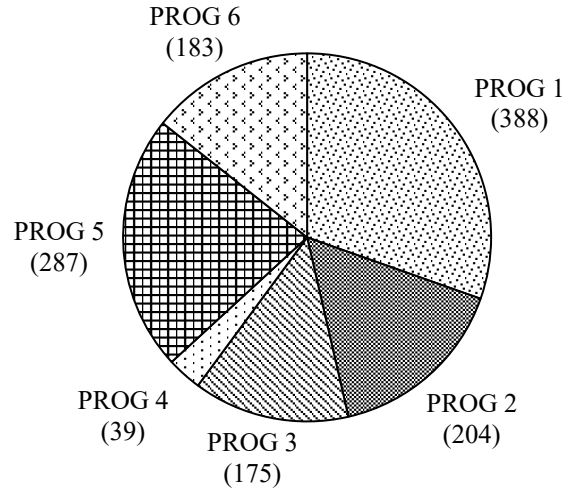
Programme (6)

Provision for 2021–22 is \$9.1 million (9.2%) higher than the revised estimate for 2020–21. This is mainly due to the increased salary provision for filling of vacancies and staff changes and the increased operating expenses.

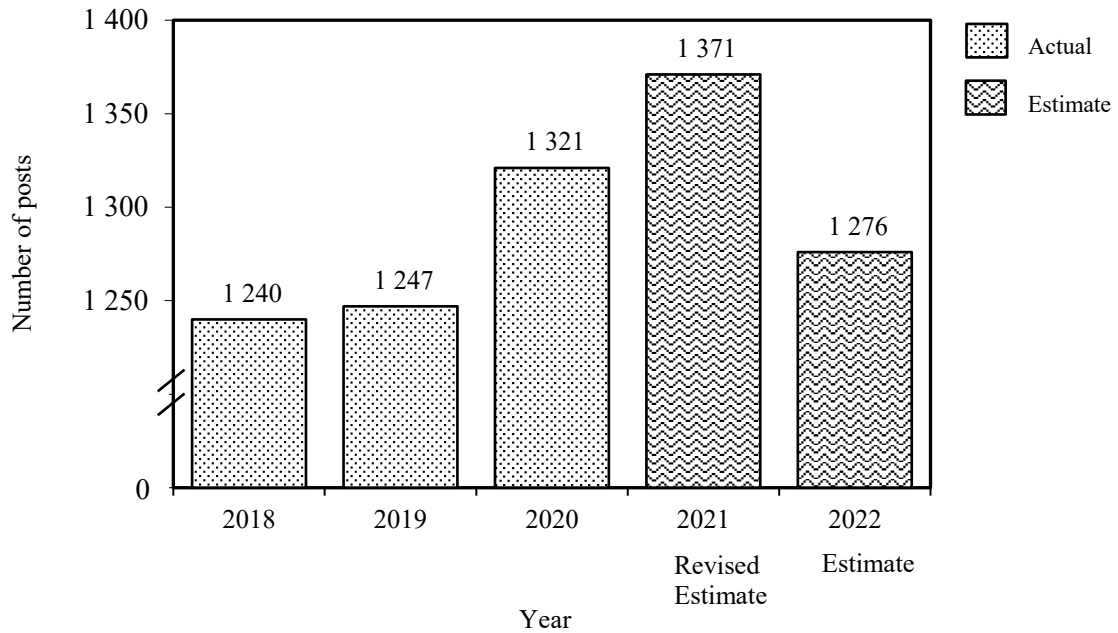
Allocation of provision to programmes (2021-22)



Staff by programme (as at 31 March 2022)



Changes in the size of the establishment (as at 31 March)



Head 26 — CENSUS AND STATISTICS DEPARTMENT

Sub-head (Code)	Actual expenditure 2019–20	Approved estimate 2020–21	Revised estimate 2020–21	Estimate 2021–22	
	\$'000	\$'000	\$'000	\$'000	
Operating Account					
Recurrent					
000	Operational expenses	753,284	921,201	847,627	1,254,362
	Total, Recurrent.....	753,284	921,201	847,627	1,254,362
	Total, Operating Account	753,284	921,201	847,627	1,254,362
<hr/>					
Capital Account					
Plant, Equipment and Works					
661	Minor plant, vehicles and equipment (block vote).....	—	500	430	500
	Total, Plant, Equipment and Works.....	—	500	430	500
	Total, Capital Account.....	—	500	430	500
<hr/>					
	Total Expenditure	753,284	921,701	848,057	1,254,862
		<u>753,284</u>	<u>921,701</u>	<u>848,057</u>	<u>1,254,862</u>

Head 26 — CENSUS AND STATISTICS DEPARTMENT

Details of Expenditure by Subhead

The estimate of the amount required in 2021–22 for the salaries and expenses of the Census and Statistics Department is \$1,254,862,000. This represents an increase of \$406,805,000 over the revised estimate for 2020–21 and \$501,578,000 over the actual expenditure in 2019–20.

Operating Account

Recurrent

2 Provision of \$1,254,362,000 under *Subhead 000 Operational expenses* is for the salaries, allowances and other operating expenses of the Census and Statistics Department. The increase of \$406,735,000 (48%) over the revised estimate for 2020–21 is mainly due to the provision for conducting the 2021 Population Census, as well as the increased salary provision for filling of vacancies and staff changes.

3 The establishment as at 31 March 2021 will be 1 371 permanent posts. It is expected that there will be a decrease of 95 permanent posts in 2021–22. Subject to certain conditions, the controlling officer may under delegated power create or delete non-directorate posts during 2021–22, but the notional annual mid-point salary value of all such posts must not exceed \$620,470,000.

4 An analysis of the financial provision under *Subhead 000 Operational expenses* is as follows:

	2019–20 (Actual) (\$'000)	2020–21 (Original) (\$'000)	2020–21 (Revised) (\$'000)	2021–22 (Estimate) (\$'000)
Personal Emoluments				
- Salaries	591,650	669,428	594,600	623,129
- Allowances	9,312	12,204	12,255	18,130
- Job-related allowances.....	—	1	1	1
Personnel Related Expenses				
- Mandatory Provident Fund contribution	1,940	2,804	1,897	2,566
- Civil Service Provident Fund contribution	24,950	30,320	29,021	34,013
Departmental Expenses				
- General departmental expenses	125,196	206,207	209,620	576,289
Other Charges				
- Statistical Institute for Asia and the Pacific.....	236	237	233	234
	753,284	921,201	847,627	1,254,362

Capital Account

Plant, Equipment and Works

5 Provision of \$500,000 under *Subhead 661 Minor plant, vehicles and equipment (block vote)* represents an increase of \$70,000 (16.3%) over the revised estimate for 2020–21. This is mainly due to the increased requirement for purchase of equipment.