

Head 45 — FIRE SERVICES DEPARTMENT

Controlling officer: the Director of Fire Services will account for expenditure under this Head.

Estimate 2021–22	\$7,906.9m
Establishment ceiling 2021–22 (notional annual mid-point salary value) representing an estimated 11 343 non-directorate posts as at 31 March 2021 rising by 111 posts to 11 454 posts as at 31 March 2022.....	\$5,138.5m
In addition, there will be an estimated 19 directorate posts as at 31 March 2021 rising by one post to 20 posts as at 31 March 2022.	
Commitment balance	\$608.1m

Controlling Officer's Report

Programmes

- Programme (1) Fire Service**
- Programme (2) Fire Protection and Prevention**
- Programme (3) Ambulance Service**

These programmes contribute to Policy Area 9: Internal Security (Secretary for Security).

Detail

Programme (1): Fire Service

	2019–20 (Actual)	2020–21 (Original)	2020–21 (Revised)	2021–22 (Estimate)
Financial provision (\$m)	4,198.8	4,581.1	4,332.5 (–5.4%)	4,744.1 (+9.5%)
				(or +3.6% on 2020–21 Original)

Aim

2 The aim is to extinguish fires, to protect life and property in case of fire or other calamity and to carry out fire hazard abatement action.

Brief Description

3 Through the strategic deployment of properly trained staff, equipment and appliances within each Command area, effective fire fighting and rescue services are maintained to respond to emergency calls expeditiously and efficiently in order to protect lives and properties. The Fire Services Department will continue to take action to abate imminent fire hazard and promote public awareness of fire safety. This work mainly involves:

- providing an efficient and effective fire service to the community;
- ensuring that all fire fighting and rescue units are in an immediate state of readiness to respond to emergency calls at all times;
- providing refresher and tactical training to all service staff to ensure that performance is maintained at the highest possible standard;
- ensuring that fire safety regulations are observed and emergency vehicular accesses are properly maintained by the public; and
- advising on and responding to fire safety issues in District Councils and District Fire Safety Committees, and organising fire safety publicity activities as part of the efforts to strengthen community involvement in the fight against fire.

Head 45 — FIRE SERVICES DEPARTMENT

4 The key performance measures in respect of the provision of fire service are:

Targets

	Target	2019 (Actual)	2020 (Actual)	2021 (Plan)
total building fire calls met within graded response time (%).....	92.5	93.3	94.8	92.5
fire calls met within graded response time of six minutes for built-up areas (%).....	92.5	92.9	94.4	92.5
fire calls met within graded response time of nine to 23 minutes for more dispersed risk/isolated developments (%).....	94.5	96.7	98.0	95.0
complaints of imminent fire hazards answered within 24 hours (%).....	100	100	100	100
requests for fire drills, fire safety talks, seminars, exhibitions, meetings and operational visits attended (%).....	100	100	100	100

Indicators

	2019 (Actual)	2020 (Actual)	2021 (Estimate)
all fire calls.....	37 606	33 632	34 000
building fire calls in built-up areas.....	28 313	25 621	26 000
building fire calls in more dispersed risk/isolated developments.....	3 186	3 131	3 000
special service calls.....	35 284	32 358	35 000
emergency ambulance calls attended by first responders.....	69 835	24 881	24 000
turnouts of fire appliances to emergency calls.....	162 602	146 182	157 000
emergency move-ups of fire appliances to provide operational coverage.....	64 790	49 827	61 000
complaints of imminent fire hazards received.....	8 679	9 393	8 700
Fire Hazard Abatement Notices issued in respect of floating obstructions to means of escape (MOE) and locked exits...	2 365	3 909	3 000
prosecutions instituted.....	364	290	180
inspection of hospitals/clinics.....	460	99	240
lectures and advisory services given to hospitals/clinics.....	1 085	312	500
inspection of fire service installation (FSI) to verify the accuracy of maintenance certificates.....	19 794	6 540	8 500

Matters Requiring Special Attention in 2021–22

5 During 2021–22, the Department will continue to:

- enhance live-fire and rescue training for and on-scene operational safety of frontline fire personnel;
- monitor the development and construction of fire services facilities to support the Three-Runway System (3RS) at the Hong Kong International Airport (HKIA);
- monitor the progress of procurement of fire appliances to support the 3RS at HKIA, and the replacement and procurement of other fire appliances and vessels; and
- pursue the replacement of the mobilising and communication system for enhancing the effectiveness and efficiency in deploying fire fighting, rescue and ambulance resources.

Programme (2): Fire Protection and Prevention

	2019–20 (Actual)	2020–21 (Original)	2020–21 (Revised)	2021–22 (Estimate)
Financial provision (\$m)	690.6	737.7	728.6 (–1.2%)	778.1 (+6.8%)

(or +5.5% on
2020–21 Original)

Head 45 — FIRE SERVICES DEPARTMENT

Aim

6 The aim is to reduce fire hazards in the community and to ensure that appropriate fire protection measures are provided in buildings and premises according to their intended use(s).

Brief Description

7 The two Fire Protection Commands are responsible for the control of dangerous goods and timber stores, abatement of fire hazards in general, registration of FSI contractors, formulation and inspection of fire safety measures in buildings, and upgrading of fire safety standards in prescribed commercial premises, specified commercial buildings, composite buildings, domestic buildings and industrial buildings. They also advise relevant statutory authorities and the public on fire protection/prevention and promote public awareness of fire safety and emergency preparedness. This work mainly involves:

- licensing storage or manufacture of Category 2 (other than liquefied petroleum gas (LPG)) to Category 10 dangerous goods, storage of timber and vehicles for conveyance of Category 2 (other than LPG) and Category 5 dangerous goods;
- conducting investigation of complaints about dangerous goods (other than LPG), illicit fuelling activities, vehicle repair workshops and fire hazards and initiating law enforcement action;
- registration of FSI contractors and monitoring of their performance;
- vetting and certifying building plans in respect of provision of FSIs and equipment;
- ensuring the provision and proper maintenance of FSIs and equipment in buildings;
- vetting and approving portable fire fighting equipment;
- conducting inspection of fire safety in schools, child care centres, food premises, prescribed commercial premises, specified commercial buildings, composite buildings, industrial buildings, karaoke establishments, drug dependent persons treatment and rehabilitation centres, and places of public entertainment;
- conducting inspection of ventilating systems in buildings and licensed premises;
- giving lectures and advisory services on fire safety of premises other than hospitals and clinics;
- processing loan applications on fire safety improvement works under the Comprehensive Building Safety Improvement Loan Scheme;
- upgrading fire safety measures in prescribed commercial premises, specified commercial buildings, composite buildings, domestic buildings and industrial buildings;
- inculcating a fire safety culture in Hong Kong and encouraging greater community involvement in improving fire safety; and
- conducting educational and publicity activities to enhance the awareness of emergency preparedness in the community.

8 The key performance measures in respect of fire protection and prevention are:

Targets

	Target	2019 (Actual)	2020 (Actual)	2021 (Plan)
safety requirements issued within 28 working days for storage/manufacture of Category 2 (other than LPG) to Category 10 dangerous goods and/or for storage of timber following receipt of application and the required details/plans in full (%).....	100	100	100	100
safety requirements issued within six working days for vehicles used for conveyance of Category 2 (other than LPG) or Category 5 dangerous goods following receipt of application (%).....	100	100	100	100
licences issued within six working days for storage/manufacture of Category 2 (other than LPG) to Category 10 dangerous goods and/or storage of timber upon confirmation of full compliance with safety requirements (%)	100	100	100	100

Head 45 — FIRE SERVICES DEPARTMENT

	Target	2019 (Actual)	2020 (Actual)	2021 (Plan)
licences issued within six working days for vehicles used for conveyance of Category 2 (other than LPG) or Category 5 dangerous goods upon confirmation of full compliance with safety requirements (%).....	100	100	100	100
fire safety requirements issued within 20 working days for the licensing/ registration of schools, child care centres, food premises, places of public entertainment, karaoke establishments, and drug dependent persons treatment and rehabilitation centres following receipt of application and the required details/plans in full (%).....	95	100	100	95
Fire Services Certificates issued within seven working days upon confirmation of full compliance with fire safety requirements for all licence/registration applications (%).....	95	100	100	95
complaints about dangerous goods (other than LPG) or reports of fire hazards posing imminent danger investigated within 24 hours (%).....	100	98	100	100
complainants for complaints related to imminent danger advised within 12 working days of outcome of investigation (%).....	95	100	100	95
complaints about fire hazards not posing imminent danger investigated within ten working days (%).....	95	100	100	95
complainants for complaints not related to imminent danger advised within 27 working days of outcome of investigation (%).....	95.0	100	99.9	95.0
applications processed within seven working days for registration as FSI contractors (%).....	100	100	100	100
letters of approval issued within 14 working days to applicants for registration as FSI contractors upon completion of all formalities (%).....	100	100	100	100
no. of prescribed commercial premises inspected.....	50	50	50	50
no. of specified commercial buildings inspected.....	20	20	20	20
no. of composite buildings inspected.....	400	400	400	400
no. of industrial buildings inspected#.....	60	—	3	60

The number of industrial buildings inspected is a new target as from 2021 pursuant to the commencement of the Fire Safety (Industrial Buildings) Ordinance (Cap. 636) (FS(IB)O) in June 2020.

Indicators

	2019 (Actual)	2020 (Actual)	2021 (Estimate)
licences renewed/issued			
timber/dangerous goods stores.....	4 376	4 391	4 400
dangerous goods vehicles.....	2 034	1 967	2 000
Fire Hazard Abatement Notices issued (other than floating obstructions to MOE and locked exits).....	7 738	6 141	6 300
prosecutions instituted			
dangerous goods and timber stores.....	157	87	190
fire hazards.....	779	721	450
building plans processed.....	23 383	19 178	24 000
inspection of FSIs and equipment.....	239 780	210 036	230 000

Head 45 — FIRE SERVICES DEPARTMENT

	2019 (Actual)	2020 (Actual)	2021 (Estimate)
applications for approval of portable fire fighting equipment and FSI/equipment processed.....	340	530	230
inspection of fire safety in schools, child care centres, food premises, places of public entertainment, karaoke establishments, and drug dependent persons treatment and rehabilitation centres.....	40 890	30 061	39 000
inspection of fire safety in commercial premises, composite buildings and industrial buildings§.....	62 247	55 975	66 320
inspection of ventilating systems in buildings and licensed premises.....	33 492	32 289	33 330
lectures and advisory services given (other than hospitals/clinics).....	127 473	121 797	128 000
prescribed commercial premises			
no. of fire safety directions issued.....	788	481	800
no. of fire safety directions complied with/discharged...	837	424	850
specified commercial buildings			
no. of fire safety improvement directions issued.....	2 007	1 424	2 000
no. of fire safety improvement directions complied with/discharged.....	1 008	912	1 600
composite buildings			
no. of fire safety directions issued.....	24 485	13 717	16 000
no. of fire safety directions complied with/discharged...	12 839	11 152	7 500
industrial buildings^			
no. of fire safety directions issued.....	—	—	850
no. of fire safety directions complied with/discharged...	—	—	—^Δ

§ The inspection of fire safety in industrial buildings is added as from 2020 pursuant to the commencement of FS(IB)O in June 2020.

^ The number of fire safety directions issued and the number of fire safety directions complied with/discharged are new indicators as from 2021 pursuant to the commencement of FS(IB)O in June 2020.

Δ With reference to the operational experience in implementing FS(IB)O in 2021, the estimation on the number of fire safety directions complied with/discharged will be made starting from 2022.

Matters Requiring Special Attention in 2021–22

9 During 2021–22, the Department will:

- continue to conduct inspection with a view to enhancing fire protection measures for prescribed commercial premises with floor area exceeding 230 square metres, specified commercial buildings and pre-1987 composite/domestic buildings;
- conduct inspection with a view to enhancing fire protection measures for pre-1987 industrial buildings;
- continue to pursue legislative work for amending the remaining subsidiary legislation under the Dangerous Goods Ordinance (Cap. 295) to enhance the control of dangerous goods;
- continue to pursue legislative work for the introduction of a scheme for registered fire engineers;
- continue to enhance public awareness of community emergency preparedness;
- continue to conduct community education programme on cardiopulmonary resuscitation and the use of Automated External Defibrillator (AED);
- enhance public awareness of the importance of public accessible AED;
- continue to strengthen publicity activities to educate the public on the proper use of emergency ambulance service; and
- review the legislative provisions regarding FSI to promote the adoption of stand-alone fire detectors in buildings.

Programme (3): Ambulance Service

	2019–20 (Actual)	2020–21 (Original)	2020–21 (Revised)	2021–22 (Estimate)
Financial provision (\$m)	2,054.2	2,392.2	2,240.5 (–6.3%)	2,384.7 (+6.4%)

(or –0.3% on
2020–21 Original)

Head 45 — FIRE SERVICES DEPARTMENT

Aim

10 The aim is to provide an efficient and effective paramedic emergency ambulance service to meet public demand.

Brief Description

11 Through strategic deployment of properly trained staff, equipment and ambulances, the Department maintains an ambulance service that responds to ambulance calls effectively and efficiently. This work mainly involves:

- rendering assistance to any person who appears to need prompt or immediate medical attention by securing his safety, resuscitating or sustaining his life and reducing his suffering or distress;
- ensuring that all emergency calls that require the immediate provision of ambulance aid and subsequent conveyance of the sick or injured persons to hospital are responded to as expeditiously as possible;
- ensuring that all hospital transfer calls received by the Department, involving the transfer of patients from a hospital or clinic to an acute hospital for urgent medical investigation or treatment are responded to as expeditiously as possible;
- ensuring that all ambulances and equipment are well maintained and fully operational at all times;
- maintaining good working relationship with district organisations, medical institutions, etc., to facilitate the effective and efficient discharge of operational duties; and
- maintaining and enhancing pre-hospital emergency care knowledge and skills of personnel through regular and specialised training.

12 The key performance measures in respect of the provision of ambulance service are:

Target

	Target	2019 (Actual)	2020 (Actual)	2021 (Plan)
emergency calls answered within the target response time of 12 minutes (%) ...	92.5	93.4	94.1	92.5

Indicators

	2019 (Actual)	2020 (Actual)	2021 (Estimate)
no. of emergency calls.....	766 679	640 236	697 500
no. of hospital transfer calls	54 423	46 830	47 700
calls per ambulance	2 095	1 652	1 721
turnouts of ambulances, ambulance motor cycles and Rapid Response Vehicles to calls	905 833	759 347	819 100
emergency move-ups of ambulances to provide operational coverage.....	100 168	84 142	103 600

Matters Requiring Special Attention in 2021–22

13 During 2021–22, the Department will continue to:

- implement the Rapid Response Vehicle Scheme to enhance the delivery of paramedic ambulance service and quality assurance;
- enhance the provision of post-dispatch advice to callers requesting emergency ambulance service; and
- explore the long-term arrangement for the provision of emergency ambulance service.

Head 45 — FIRE SERVICES DEPARTMENT

ANALYSIS OF FINANCIAL PROVISION

	2019–20 (Actual) (\$m)	2020–21 (Original) (\$m)	2020–21 (Revised) (\$m)	2021–22 (Estimate) (\$m)
Programme				
(1) Fire Service	4,198.8	4,581.1	4,332.5	4,744.1
(2) Fire Protection and Prevention	690.6	737.7	728.6	778.1
(3) Ambulance Service	2,054.2	2,392.2	2,240.5	2,384.7
	6,943.6	7,711.0	7,301.6 (–5.3%)	7,906.9 (+8.3%)
				(or +2.5% on 2020–21 Original)

Analysis of Financial and Staffing Provision

Programme (1)

Provision for 2021–22 is \$411.6 million (9.5%) higher than the revised estimate for 2020–21. This is mainly due to a net increase of 95 posts, as well as additional provision for filling vacancies, salary increment and increased operating expenses and cash flow requirement for capital items.

Programme (2)

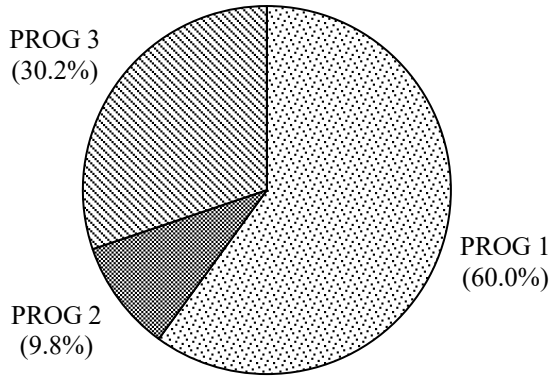
Provision for 2021–22 is \$49.5 million (6.8%) higher than the revised estimate for 2020–21. This is mainly due to a net increase of eight posts, as well as additional provision for filling vacancies, salary increment and increased operating expenses.

Programme (3)

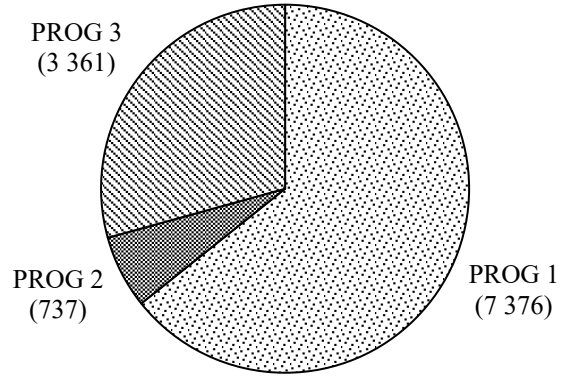
Provision for 2021–22 is \$144.2 million (6.4%) higher than the revised estimate for 2020–21. This is mainly due to a net increase of nine posts, as well as additional provision for filling vacancies, salary increment and increased operating expenses and cash flow requirement for capital items.

Head 45 — FIRE SERVICES DEPARTMENT

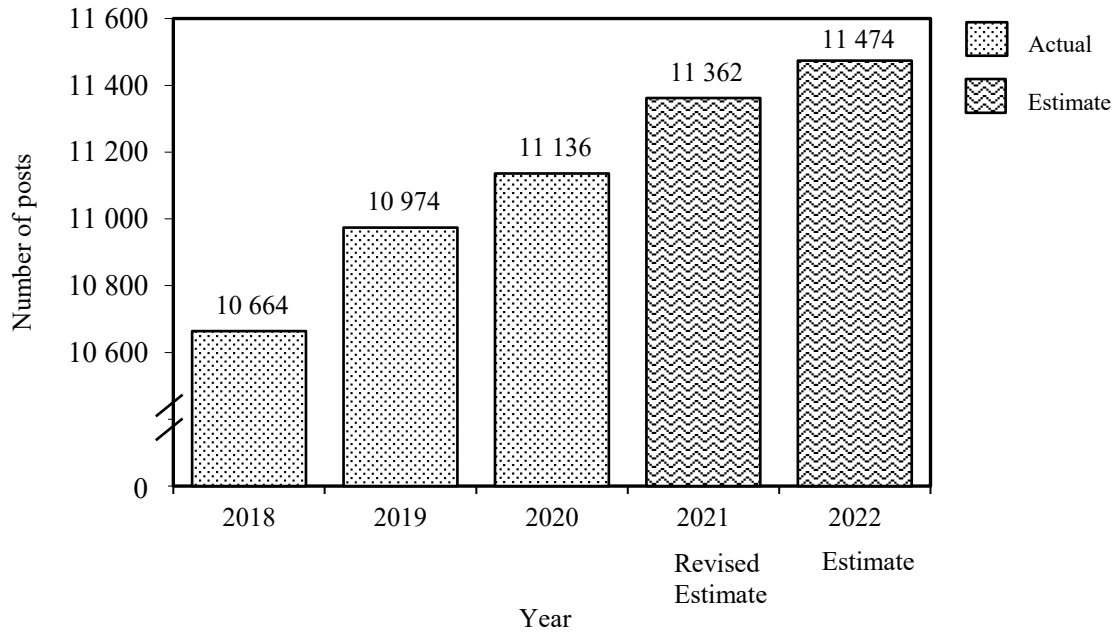
*Allocation of provision
to programmes
(2021-22)*



*Staff by programme
(as at 31 March 2022)*



*Changes in the size of the establishment
(as at 31 March)*



Head 45 — FIRE SERVICES DEPARTMENT

Sub-head (Code)	Actual expenditure 2019–20	Approved estimate 2020–21	Revised estimate 2020–21	Estimate 2021–22	
	\$'000	\$'000	\$'000	\$'000	
Operating Account					
Recurrent					
000	Operational expenses	6,685,504	7,031,741	7,014,417	7,122,924
	Total, Recurrent.....	6,685,504	7,031,741	7,014,417	7,122,924
	Total, Operating Account	6,685,504	7,031,741	7,014,417	7,122,924
Capital Account					
Plant, Equipment and Works					
603	Plant, vehicles and equipment.....	68,802	90,573	45,823	140,031
661	Minor plant, vehicles and equipment (block vote).....	97,804	381,962	119,775	426,965
690	Town ambulances (block vote).....	91,472	206,765	121,540	216,951
	Total, Plant, Equipment and Works.....	258,078	679,300	287,138	783,947
	Total, Capital Account.....	258,078	679,300	287,138	783,947
	Total Expenditure	6,943,582	7,711,041	7,301,555	7,906,871

Head 45 — FIRE SERVICES DEPARTMENT

Details of Expenditure by Subhead

The estimate of the amount required in 2021–22 for the salaries and expenses of the Fire Services Department is \$7,906,871,000. This represents an increase of \$605,316,000 over the revised estimate for 2020–21 and \$963,289,000 over the actual expenditure in 2019–20.

Operating Account

Recurrent

2 Provision of \$7,122,924,000 under *Subhead 000 Operational expenses* is for the salaries, allowances and other operating expenses of the Fire Services Department.

3 The establishment as at 31 March 2021 will be 11 362 posts. It is expected that there will be a net increase of 112 posts including one supernumerary post in 2021–22. Subject to certain conditions, the controlling officer may under delegated power create or delete non-directorate posts during 2021–22, but the notional annual mid-point salary value of all such posts must not exceed \$5,138,498,000.

4 An analysis of the financial provision under *Subhead 000 Operational expenses* is as follows:

	2019–20 (Actual) (\$'000)	2020–21 (Original) (\$'000)	2020–21 (Revised) (\$'000)	2021–22 (Estimate) (\$'000)
Personal Emoluments				
- Salaries	4,943,258	5,153,557	5,040,570	5,183,245
- Allowances	174,810	155,795	203,214	181,889
- Job-related allowances.....	124,811	128,209	126,947	126,940
Personnel Related Expenses				
- Mandatory Provident Fund contribution	23,526	28,105	24,749	26,892
- Civil Service Provident Fund contribution	389,346	457,431	445,223	504,539
Departmental Expenses				
- Specialist supplies and equipment.....	136,424	178,389	179,010	120,233
- General departmental expenses	893,329	930,255	994,704	979,186
	6,685,504	7,031,741	7,014,417	7,122,924

Capital Account

Plant, Equipment and Works

5 Provision of \$426,965,000 under *Subhead 661 Minor plant, vehicles and equipment (block vote)* represents an increase of \$307,190,000 (256.5%) over the revised estimate for 2020–21. This is mainly due to the increased cash flow requirement for fire appliances and equipment.

6 Provision of \$216,951,000 under *Subhead 690 Town ambulances (block vote)* is for the procurement of new and replacement of town ambulances each costing up to \$10 million. The increase of \$95,411,000 (78.5%) over the revised estimate for 2020–21 is mainly due to the increased cash flow requirement for town ambulances.

Head 45 — FIRE SERVICES DEPARTMENT

Commitments

Sub-head (Code)	Item (Code)	Ambit	Approved commitment	Accumulated expenditure to 31.3.2020	Revised estimated expenditure for 2020–21	Balance
			\$'000	\$'000	\$'000	\$'000
Capital Account						
603		<i>Plant, vehicles and equipment</i>				
	8BY	Replacement of Fireboat No. 7	98,260	86,262	4,667	7,331
	8F5	One replacement aerial ladder platform F722	16,940	88	9,282	7,570
	8F6	Acquisition of a fireboat.....	125,000	1,687	8,580	114,733
	8F7	Acquisition of a fast rescue vessel	40,000	486	10,000	29,514
	8F8	Replacement of Fireboat No. 2	97,500	—	—	97,500
	8F9	Replacement of Command Boat No. 1.....	120,000	—	—	120,000
	8FA	Replacement of Command Boat No. 2.....	120,000	—	—	120,000
	8FB	One replacement crash fire tender R22....	10,496	1,050	3,149	6,297
	8FC	One replacement crash fire tender R42	10,496	1,050	3,149	6,297
	8FD	Acquisition of a high reach extendable turret for the Airside Fire Station (West Support Area) for Three-Runway System.....	12,775	852	1,703	10,220
	8FE	Acquisition of two rapid intervention vehicles for the Airside Fire Station (West Support Area) for Three-Runway System.....	20,892	1,393	2,786	16,713
	8FF	Replacement of Turntable Ladder F131.....	11,871	—	—	11,871
	8FG	Replacement of Turntable Ladder F132.....	11,871	—	—	11,871
	8FH	Acquisition of a Turntable Ladder for proposed fire station cum ambulance depot at Lok Ma Chau LoopΩ.....	12,071Ω	—	—	12,071
	8FJ	Acquisition of a Hazmat Tender for proposed fire station cum ambulance depot at Lok Ma Chau LoopΩ.....	10,357Ω	—	—	10,357
	8FK	Acquisition of a Decontamination Tender for proposed fire station cum ambulance depot at Lok Ma Chau LoopΩ.....	15,695Ω	—	—	15,695
	8FL	Acquisition of a Mobile Command Unit for proposed fire station cum ambulance depot at Lok Ma Chau LoopΩ.....	10,044Ω	—	—	10,044
		Total	744,268	92,868	43,316	608,084

Ω This is a new item, funding for which is sought in the context of the Appropriation Bill 2021.