

至2046年的
香港人口和勞動人口推算
Hong Kong population and
labour force projections up to
2046



政府統計處
Census and Statistics Department



序言
Prologue

- 政府統計處根據人口普查所提供的最新基準人口數據，編製新一套人口推算。
The Census and Statistics Department (C&SD) compiles a new set of population projections when an up-to-date benchmark population data are available from a population census.
- 最新一套涵蓋至2046年的香港人口推算已於2023年8月發布。同時，勞動人口推算亦已更新。
An updated set of population projections for Hong Kong, covering the period up to 2046, was released in August 2023. Labour force projections are also updated at the same time.



序言 (續) Prologue (cont'd)

- 人口推算是一個客觀的統計工具，綜合過往的人口趨勢和已知及已落實的政策，對未來中長期人口趨勢作出最可能的展望。
Population projection is an objective statistical tool that consolidates past population trends and policies that are known and implemented to provide the most likely outlook on future population trends in the medium to long term.
- 人口推算結果，為政府各政策局及部門在規劃各項公共服務及制定政策時提供重要參考，當中包括人力資源的相關政策。
The population projection results provide important references for Government bureaux and departments in planning various public services and formulating policies, including the policies related to manpower resources.
- 假若政策有所更新，實際人口數字必然會有異於推算，這正是進行人口推算的一個重要目的。
If policies are updated, the actual population will inevitably differ from the earlier projections. This is indeed an important purpose of compiling population projections.

3



推算方法 Projection methodology

「組成部分法」

- 採用「組成部分法」－先將基期（2021年年中）人口按年齡及性別劃分，然後就每個組別以生育、死亡及人口遷移的假設逐年推算，直至推算期末。

“Component method”

- The “component method” is used - The population of the base year (mid-2021) is brought forward by age and sex, bringing in assumptions on fertility, mortality and movement, year after year until the end of the projection period.



4



推算方法（續）

Projection methodology (cont'd)

- 生育、死亡及人口遷移的假設，乃根據香港社會及經濟的過往趨勢和已知及已落實的政策進行統計模型和分析來訂定。
The fertility, mortality and movement assumptions are formulated upon statistical modelling and analyses based on past socio-economic trends and policies that are known and implemented in Hong Kong.
- 在疫情期間雖然本港的生育、死亡和人口遷移模式受到影響，然而人口流動在2022年年底開始逐步復常。預期人口在中長期大致回復疫情前的趨勢。
While the patterns of fertility, mortality, and movement were impacted during the pandemic, population mobility has gradually returned to normal levels since the end of 2022. It is expected that the population will largely revert to pre-pandemic trends over the medium to long term.

5



推算方法（續）

Projection methodology (cont'd)

- 未來中長期的趨勢假設是根據疫情前的趨勢，以及延伸現行政策和在推算時已知及已落實的新政策（例如「高才通計劃」及「行業輸入勞工計劃」）直至推算期末來制定。
The trend assumptions for the medium to long-term future are based on the pre-pandemic trends, as well as the existing and newly implemented policies (such as the Top Talent Pass Scheme and the Talent List Scheme) will remain until the end of the projection period.
- 短期而言，人口變動作出了適當的過渡性調整，從而讓人口逐漸由疫情期間回復至中長期的趨勢。
In the short term, transitional adjustments are applied for population changes with a view to smoothing the transition from the epidemic period to the medium to long-term trend.

6



生育假設 Fertility assumptions

總和生育率

- 是指一千名婦女，若她們在生育齡期（即15至49歲）經歷了一如該年的年齡別生育率（某一年齡組別中每千名女性的活產嬰兒數目），其一生中活產子女的平均數目。
- 香港的總和生育率已低於每千名婦女生育2 100名子女的更替水平。

Total Fertility Rate (TFR)

- Refers to the average number of children that would be born alive to 1 000 women during their lifetime if they were to pass through their childbearing ages 15–49 experiencing the age specific fertility rates (the number of live births occurring among 1 000 women in a given age group) prevailing in a given year.
- The TFR of Hong Kong has been below the replacement level of 2 100 live births per 1 000 women.

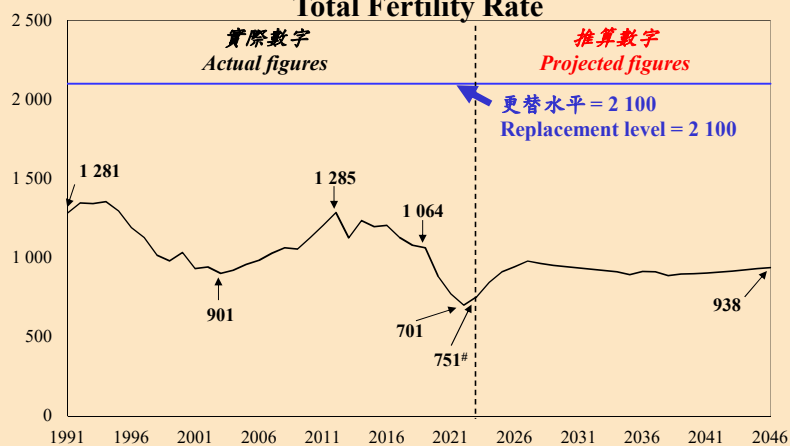
7



生育假設（續） Fertility assumptions (cont'd)

總和生育率

Total Fertility Rate



8

註：# 臨時數字
Note：# Provisional figure



死亡假設 Mortality assumptions

出生時平均預期壽命

- 是指某年出生人士，若其一生經歷一如該年年齡性別死亡率（某一年齡、性別組別中每千人的死亡數目）所反映的死亡情況，他／她預期能活的年數。

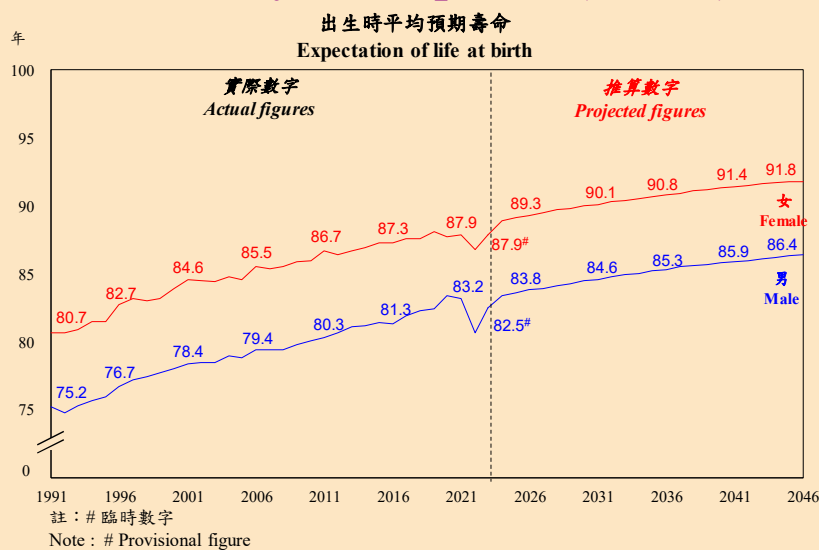
Expectation of Life at Birth

- Refers to the number of years that a person born in a given year is expected to live if he/she was subject to the prevalent mortality conditions as reflected by the set of age-sex specific mortality rates (the number of deaths occurring among 1 000 persons for a given sex in a given age group) for that year.

9



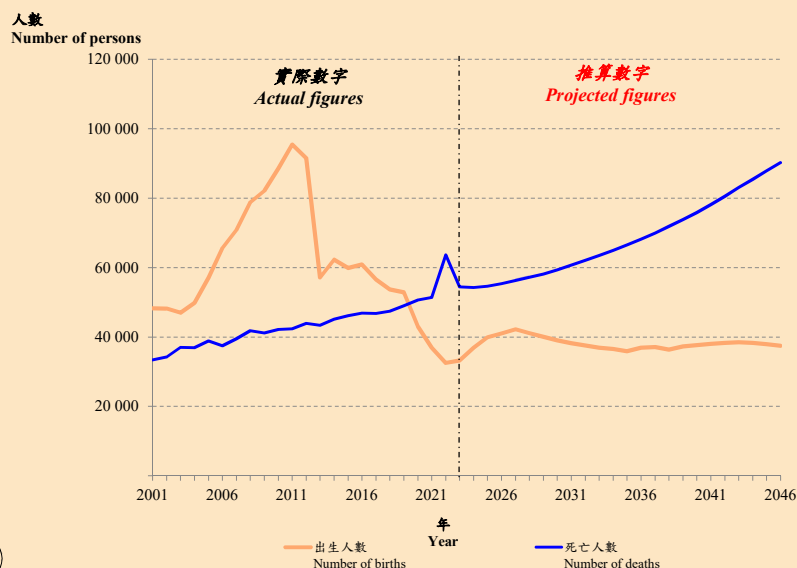
死亡假設（續） Mortality assumptions (cont'd)



10



出生和死亡人數的趨勢 Trends of number of births and deaths



11



淨遷移假設 Net movement assumptions

- 整個推算期的人口淨移入（即流入減流出）為152萬，包括89萬名單程證持有人及24萬名外籍家庭傭工，其餘39萬為其他人口淨遷移。
The net population inflow (i.e. inflow less outflow) over the entire projection period is 1.52 million, including 0.89 million One-way Permit holders and 0.24 million foreign domestic helpers, with the remaining 0.39 million being other net movement.

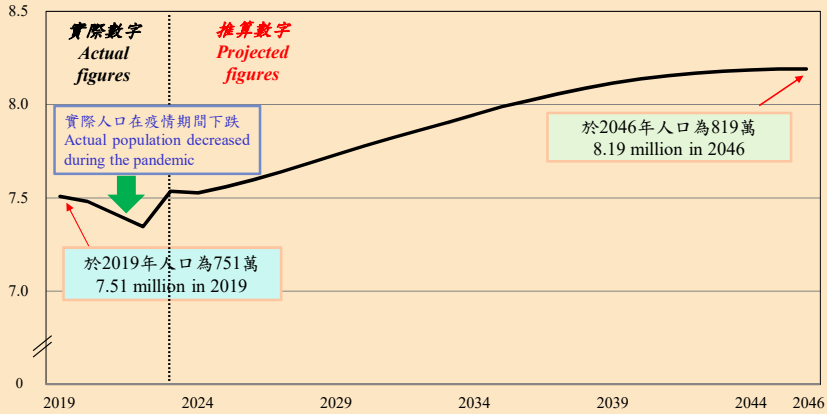
	較五年前變動 Change from the respective 5 years ago					整個推算期 Entire projection period
	2026	2031	2036	2041	2046	
淨遷移 Net movement	+278 800	+314 400	+343 400	+315 700	+272 000	+1 524 300
其中 of which :						
單程證持有人 One-way Permit holders	+160 600	+184 000	+182 500	+182 500	+182 500	+892 100
外籍家庭傭工 Foreign domestic helpers	+35 000	+45 000	+57 400	+63 900	+39 600	+240 900
其他人口淨遷移 Other net movement	+83 200	+85 400	+103 500	+69 300	+49 900	+391 300

12



至2046年的推算人口 Projected population up to 2046

人口 (百萬人)
Population (million)

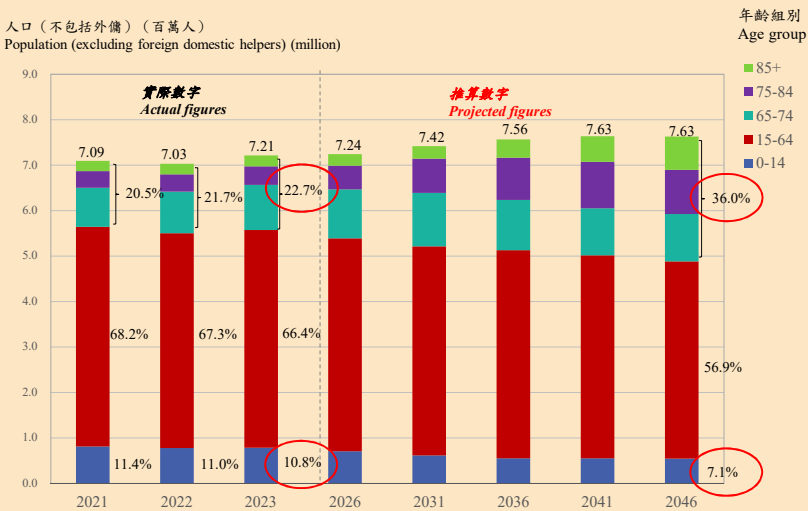


13



按年齡組別劃分的人口 Population by age group

人口 (不包括外傭) (百萬人)
Population (excluding foreign domestic helpers) (million)

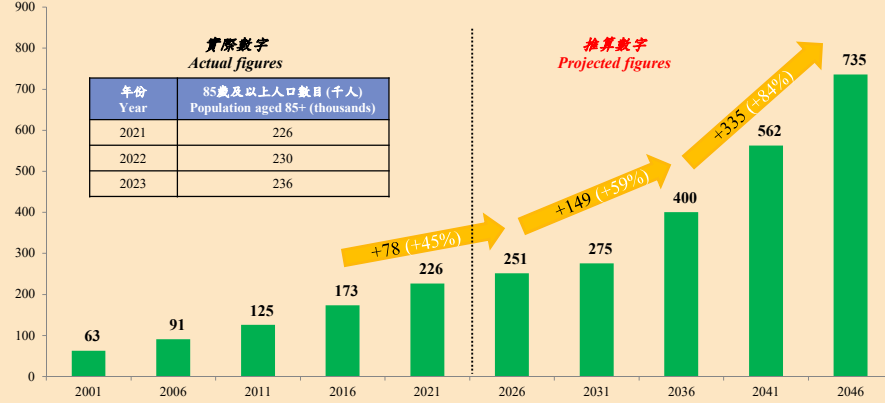


14



85歲及以上的人口 Population aged 85 and over

人口數目(千人)
Population (thousands)

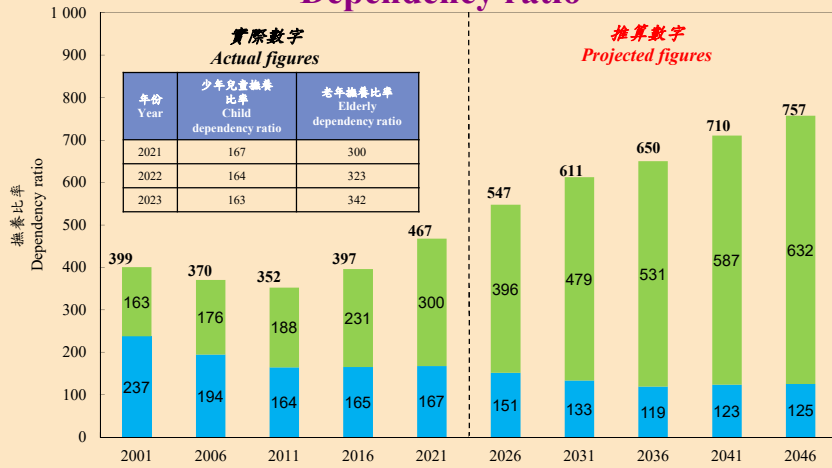


註：不包括外籍家庭傭工
Note: Excluding foreign domestic helpers

15



撫養比率 Dependency ratio



註：不包括外籍家庭傭工
Note: Excluding foreign domestic helpers

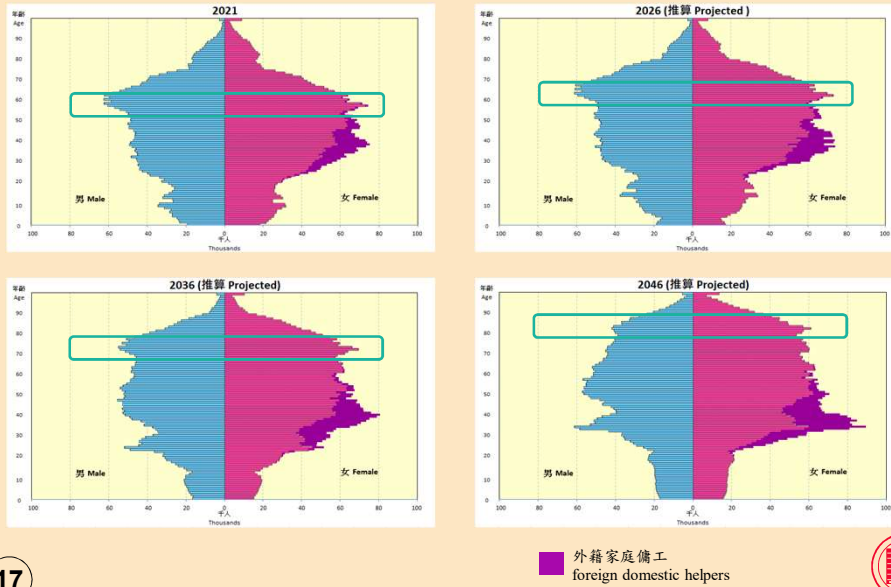
少年兒童撫養比率
Child dependency ratio

老年撫養比率
Elderly dependency ratio

16

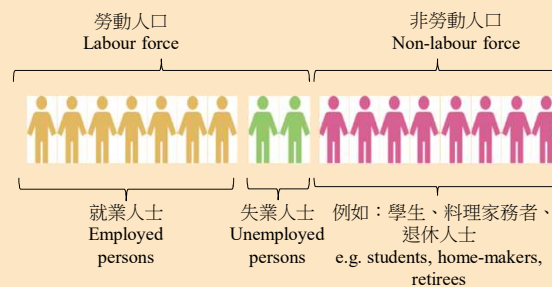


人口金字塔 Population pyramids




勞動人口 Labour force

- 人口可分為勞動人口及非勞動人口。
The population can be divided into labour force and non-labour force.
- 勞動人口亦相當於人力供應。
Labour force is equivalent to manpower supply.



勞動人口參與率 Labour force participation rate (LFPR)

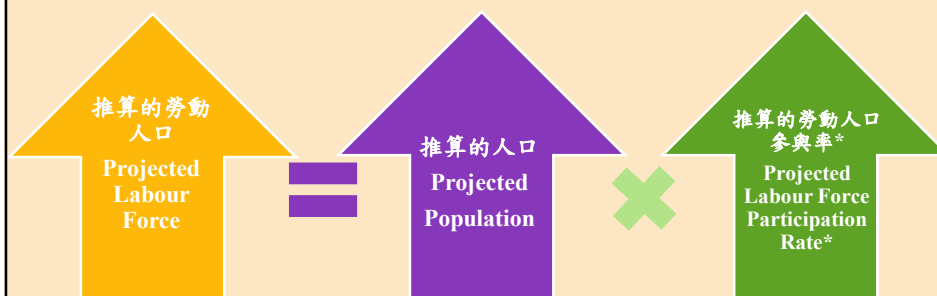
- 勞動人口佔15歲及以上人口的比例。
Proportion of labour force in the population aged 15 and over.



19



勞動人口的推算方法 Projection methodology of labour force

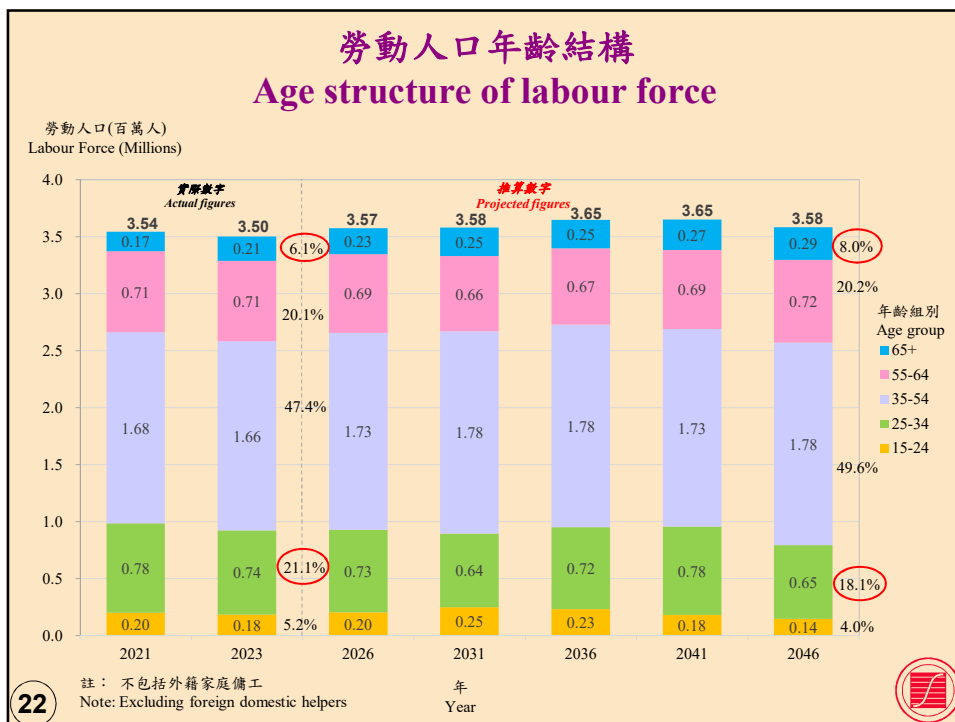
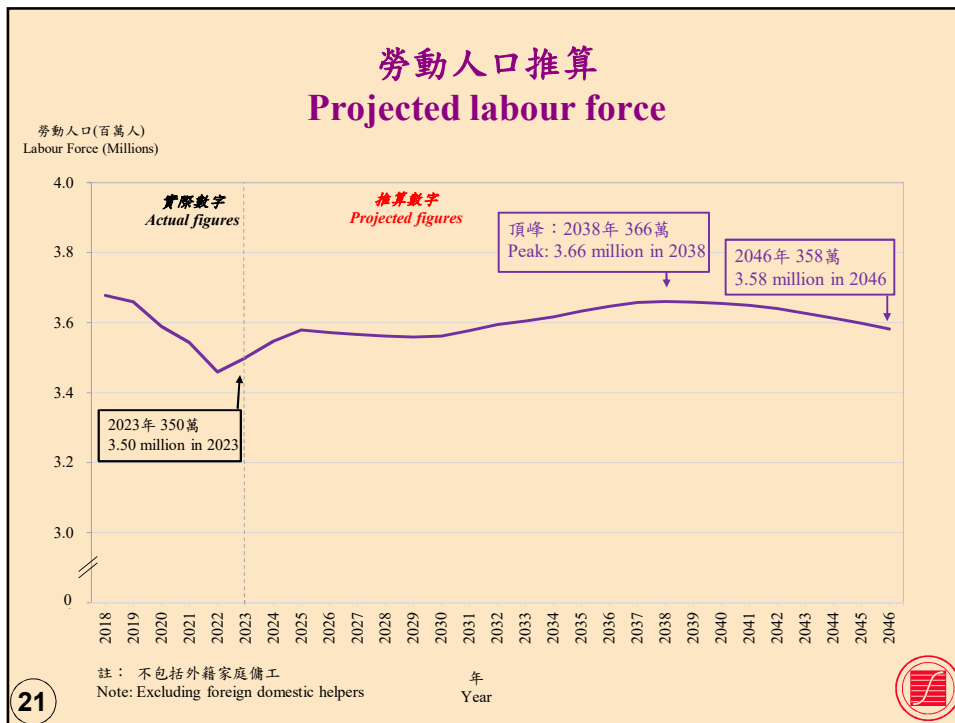


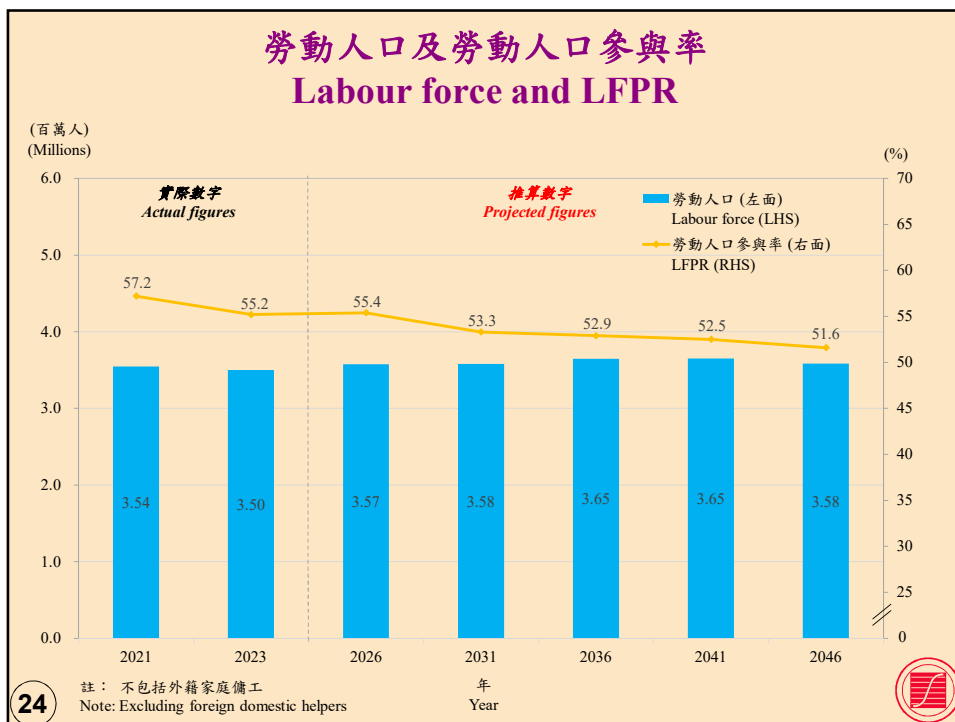
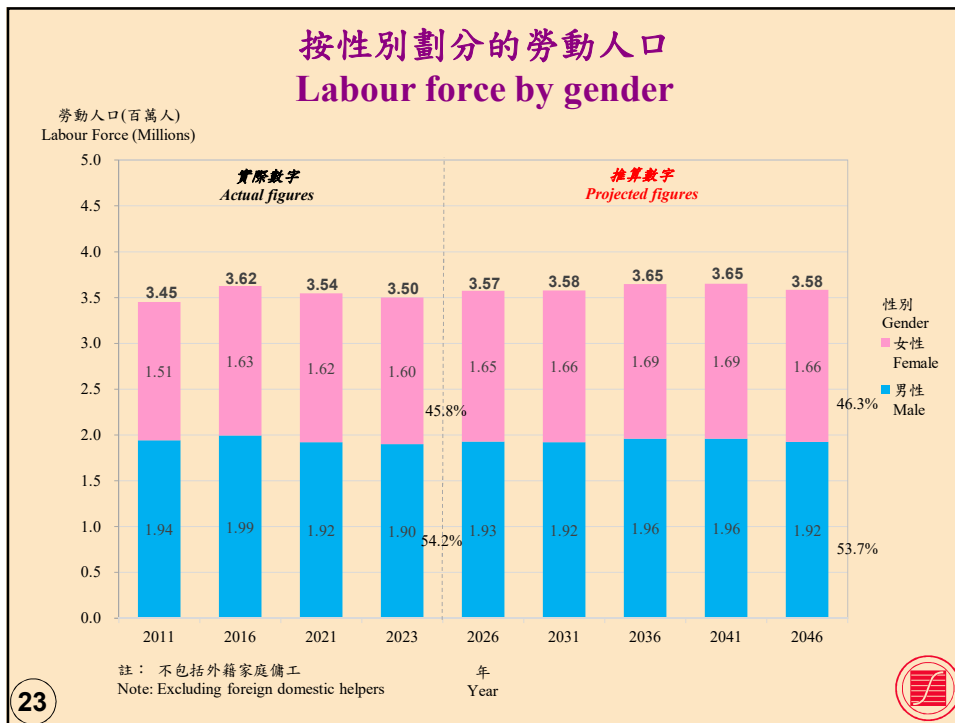
*按年齡、性別、教育程度及婚姻狀況（限於女性）劃分

*By age, sex, educational attainment and marital status (for females only)

20

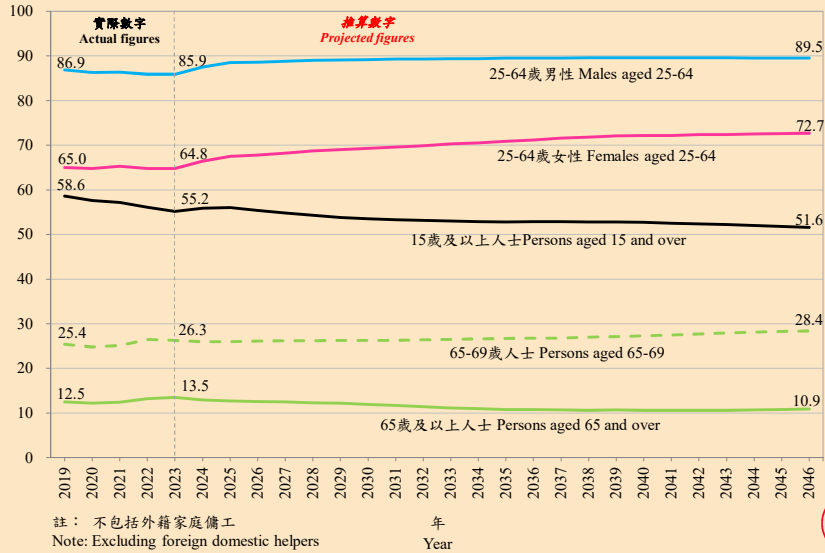






選定人口組別的勞動人口參與率 Labour force participation rates of selected population groups

勞動人口參與率
LFPR (%)



25

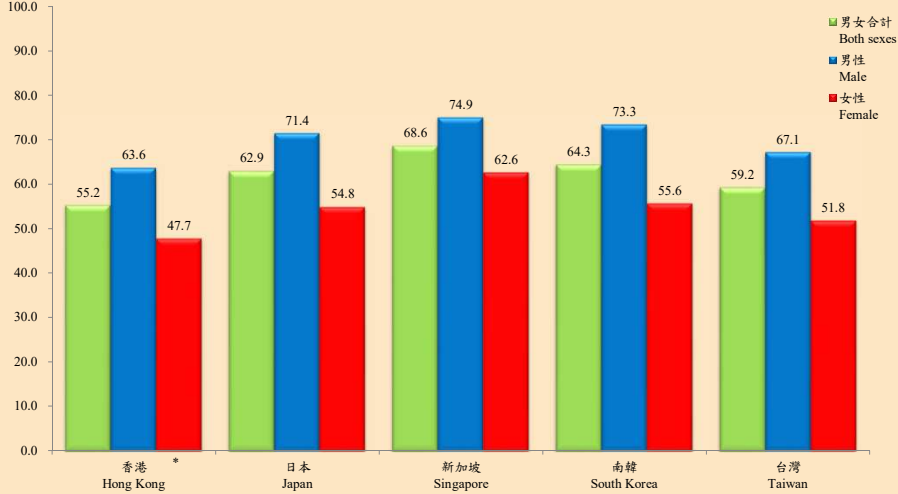
註：不包括外籍家庭傭工
Note: Excluding foreign domestic helpers

年
Year



2023年香港及其他亞洲地區的勞動人口參與率 LFPRs in Hong Kong and other Asian places, 2023

勞動人口參與率
LFPR (%)



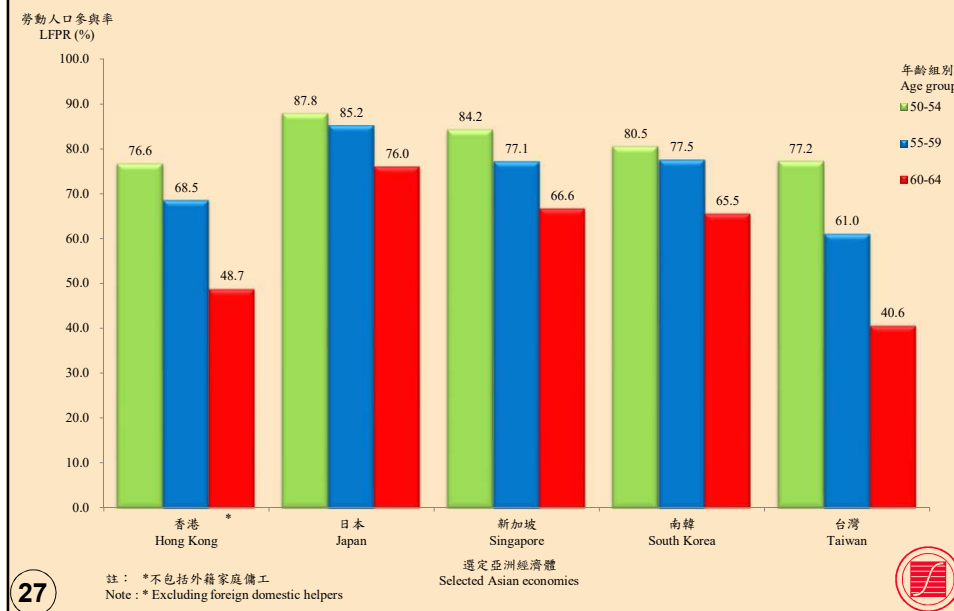
26

註：*不包括外籍家庭傭工
Note: * Excluding foreign domestic helpers

選定亞洲經濟體
Selected Asian economies



2023年香港及其他亞洲地區年長人士的勞動人口參與率 Mature persons' LFPRs in Hong Kong and other Asian places, 2023



總結

Summary

- 人口在整個推算期內會大致保持上升趨勢，2046年年中人口達819萬。
The population broadly maintains an upward trend throughout the projection period, reaching 8.19 million by mid-2046.
- 未來人口預期將持續高齡化。
Population ageing is expected to continue.

28

總結 (續) Summary (cont'd)

- 政府近年推出多項招攬人才和輸入勞工計劃，將為未來二十多年人口增長提供重要動力。
A number of talent and labour importation schemes have been launched by the Government in recent years, which provide important momentum for population growth over the next two decades.
- 推算勞動人口將會逐漸上升至2038年的366萬的頂峰，隨後逐漸下降至2046年的358萬。
The projected working population increases to a peak of 3.66 million in 2038, and then gradually declines to 3.58 million by 2046.

29



-完-
-End-

30

